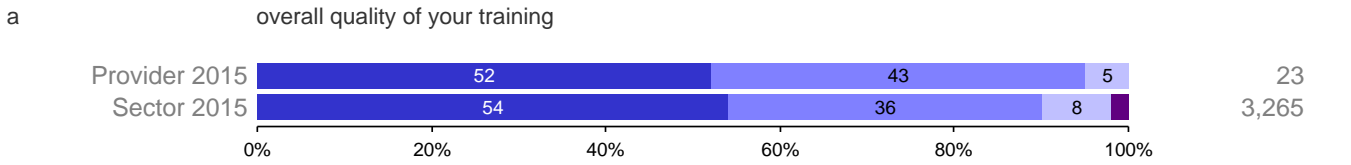


Figure 204 The newly qualified teacher survey
Bromley Schools Collegiate, Secondary * courses.

Q1 How NQTs rated:



Z score = 0.8632

The provider results (using the very good and good responses) are not statistically significantly different from the sector.

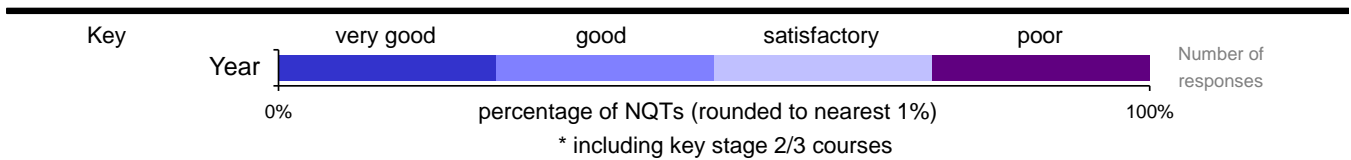
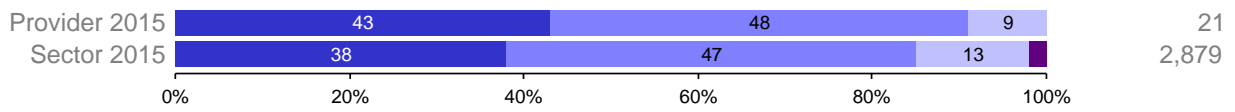


Figure 205

**The newly qualified teacher survey
Bromley Schools Collegiate, Secondary * courses.**

Q2 How NQTs rated their training in:

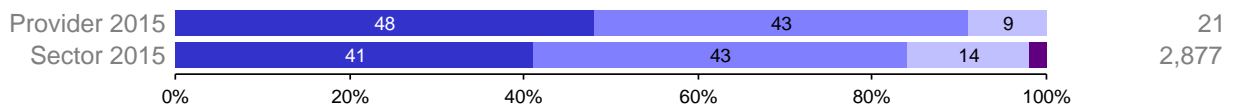
a **new in 2014** preparing you to be aware of pupils' capabilities and prior knowledge?



Z score =0.6635

The provider results (using the very good and good responses) are not statistically significantly different from the sector.

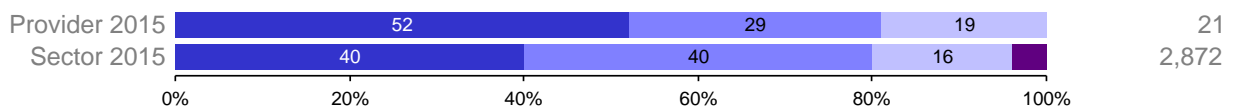
b **new in 2014** preparing you to guide pupils to reflect on the progress they have made and their emerging needs?



Z score =0.8460

The provider results (using the very good and good responses) are not statistically significantly different from the sector.

c preparing you to integrate the theoretical elements of your programme with your practical experiences?



Z score =0.1344

The provider results (using the very good and good responses) are not statistically significantly different from the sector.

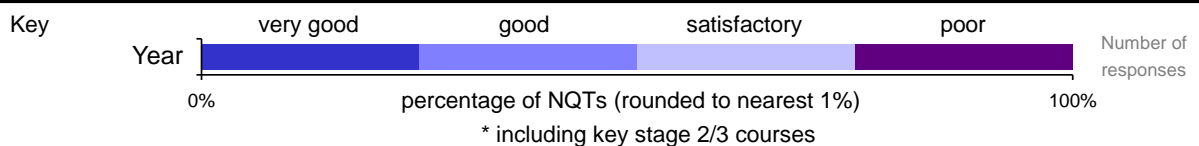
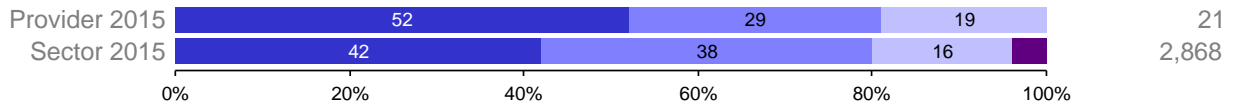


Figure 206 **The newly qualified teacher survey**
Bromley Schools Collegiate, Secondary * courses.

Q3 How NQTs rated their training in:

a preparing you to understand the national curriculum?



Z score = **0.0231**

The provider results (using the very good and good responses) are not statistically significantly different from the sector.

b preparing you to teach your specialist subject?



Z score = **-0.7062**

The provider results (using the very good and good responses) are not statistically significantly different from the sector.

c preparing you to teach reading, including phonics and comprehension? (primary NQTs only)

e preparing you to teach primary mathematics? (primary NQTs only)

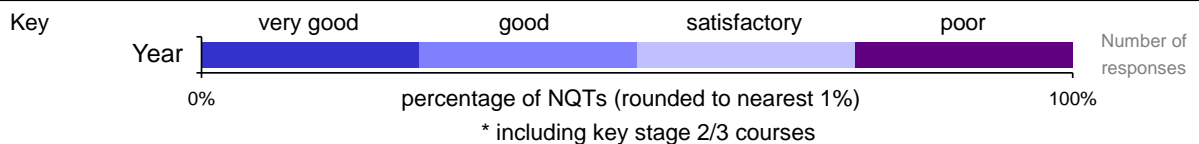
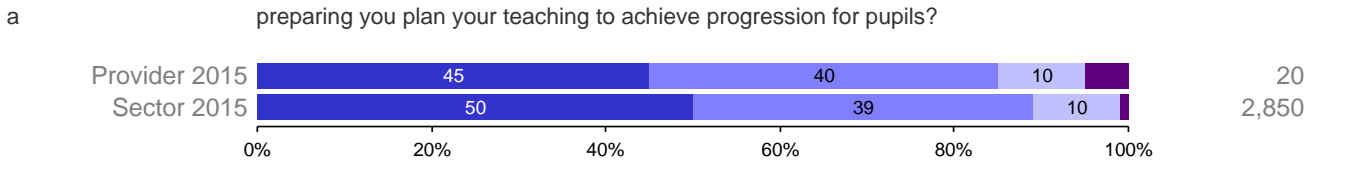


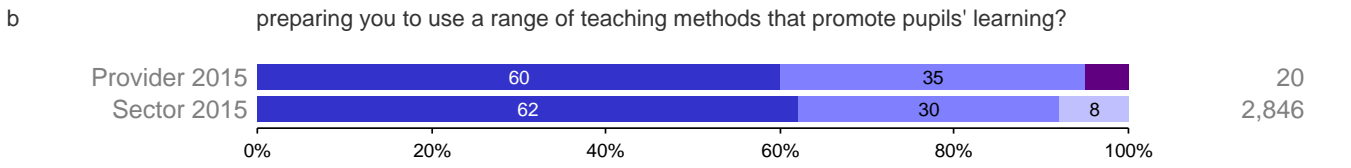
Figure 207 **The newly qualified teacher survey**
Bromley Schools Collegiate, Secondary * courses.

Q4 How NQTs rated their training in:



Z score = -0.5432

The provider results (using the very good and good responses) are not statistically significantly different from the sector.



Z score = 0.5696

The provider results (using the very good and good responses) are not statistically significantly different from the sector.

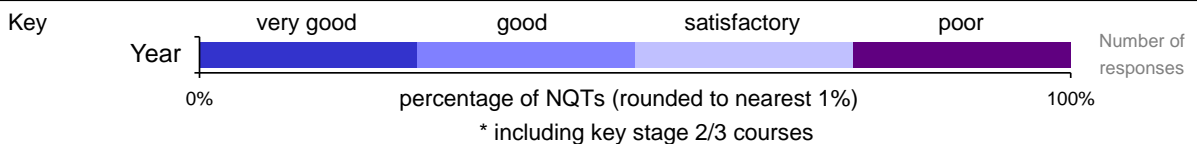
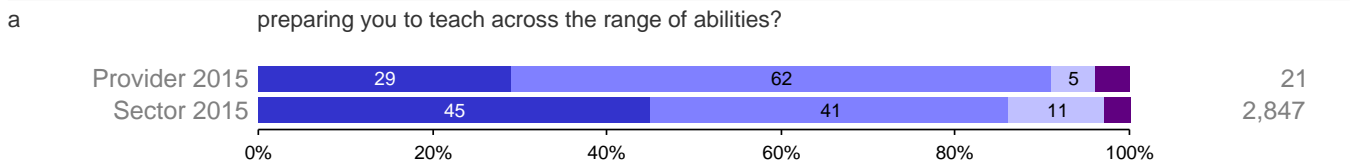


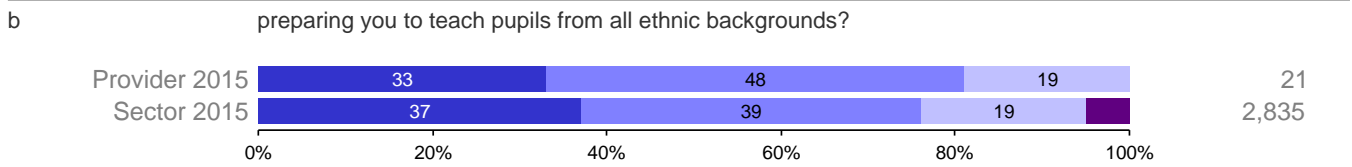
Figure 208 The newly qualified teacher survey
Bromley Schools Collegiate, Secondary * courses.

Q5 How NQTs rated their training in:



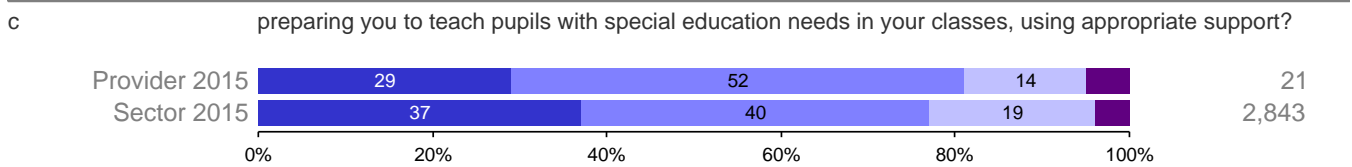
Z score =0.5993

The provider results (using the very good and good responses) are not statistically significantly different from the sector.



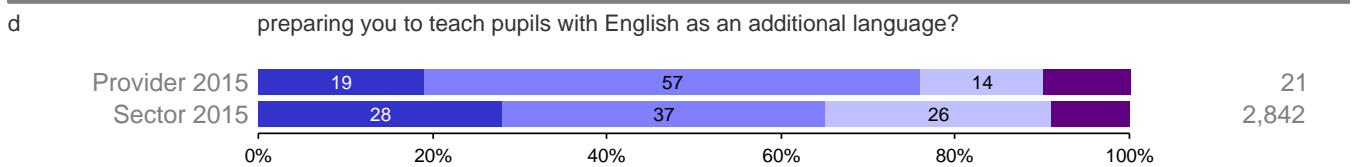
Z score =0.5633

The provider results (using the very good and good responses) are not statistically significantly different from the sector.



Z score =0.4970

The provider results (using the very good and good responses) are not statistically significantly different from the sector.



Z score =1.0446

The provider results (using the very good and good responses) are not statistically significantly different from the sector.

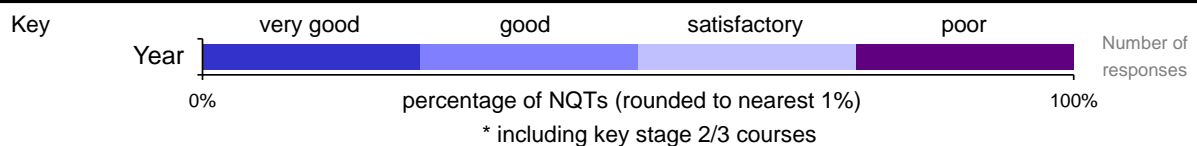
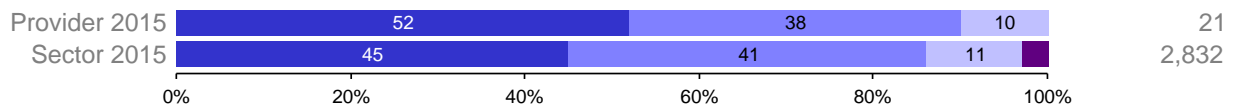


Figure 209 The newly qualified teacher survey
Bromley Schools Collegiate, Secondary * courses.

Q6 How NQTs rated their training in:


a preparing you to assess pupils' progress?



Z score =0.5387

The provider results (using the very good and good responses) are not statistically significantly different from the sector.

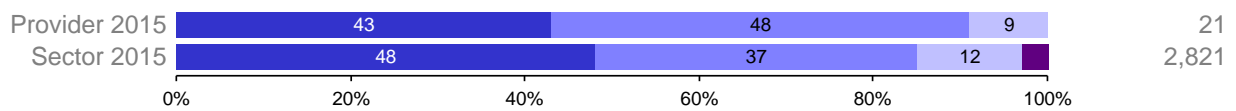
b **new in 2013** preparing you to record and report pupils' outcomes?



Z score =0.6492

The provider results (using the very good and good responses) are not statistically significantly different from the sector.

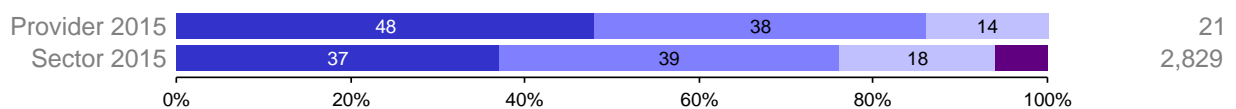
c **new in 2014** preparing you to provide feedback to pupils to support their progress?



Z score =0.6849

The provider results (using the very good and good responses) are not statistically significantly different from the sector.

d **new in 2013** preparing you to use pupil data to support your teaching?



Z score =1.0495

The provider results (using the very good and good responses) are not statistically significantly different from the sector.

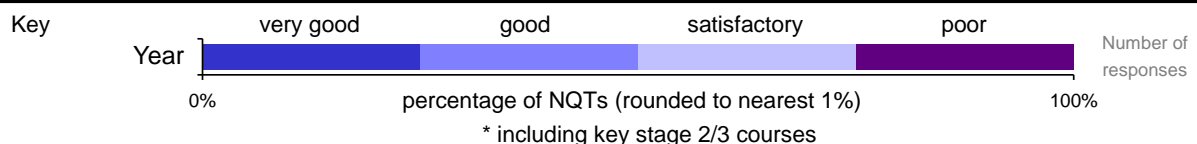



Figure 2010 **The newly qualified teacher survey**
Bromley Schools Collegiate, Secondary * courses.

Q7 How NQTs rated their training in:

a preparing you to establish and maintain a good standard of behaviour in the classroom?



Z score = 0.3020

The provider results (using the very good and good responses) are not statistically significantly different from the sector.

c preparing you for your teachers' statutory responsibility for the safeguarding of pupils?



Z score = 1.1200

The provider results (using the very good and good responses) are not statistically significantly different from the sector.

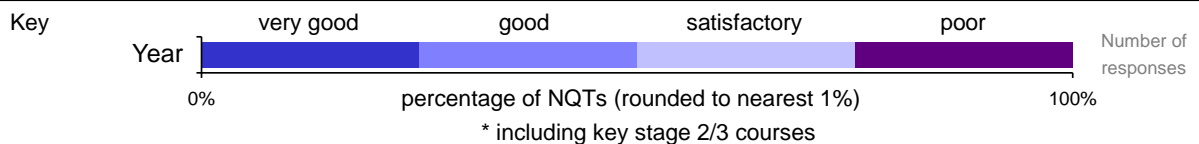
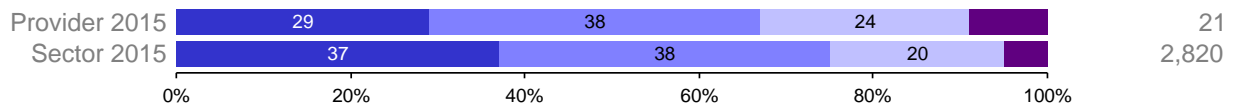


Figure 2011 The newly qualified teacher survey
Bromley Schools Collegiate, Secondary * courses.

Q8 How NQTs rated their training in:



f **new in 2013** preparing you to understand and apply the findings from educational research?



Z score = -0.8408

The provider results (using the very good and good responses) are not statistically significantly different from the sector.

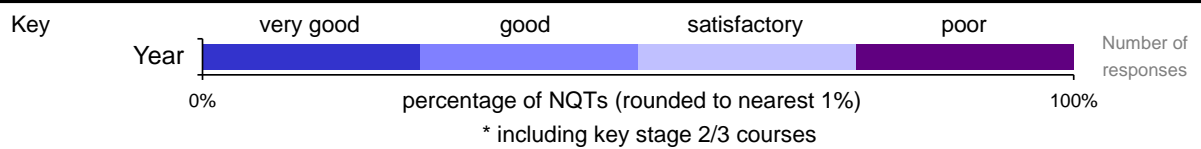
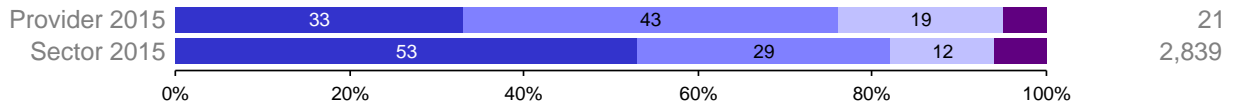


Figure 2012 **The newly qualified teacher survey**
Bromley Schools Collegiate, Secondary * courses.

Q9 How NQTs rated their training in:

a preparing you to apply confidently for teaching positions (e.g. support with job applications and interviews)?



Z score = -0.6899

The provider results (using the very good and good responses) are not statistically significantly different from the sector.

