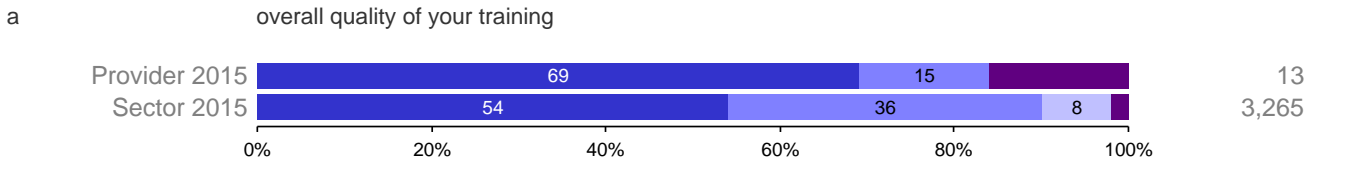


Figure 204

The newly qualified teacher survey  
Bournemouth Poole and Dorset Secondary Training Partnership, Secondary \* courses.

Q1 How NQTs rated:



Z score = -0.6938

The provider results (using the very good and good responses) are not statistically significantly different from the sector.

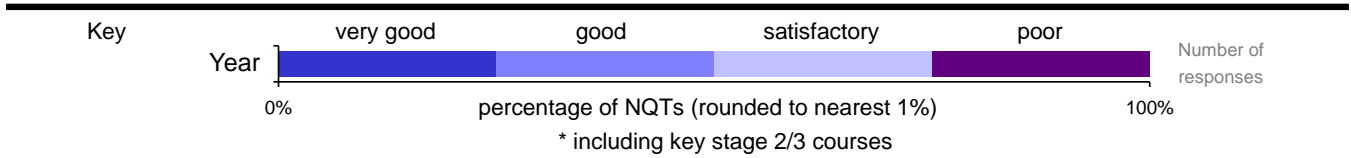
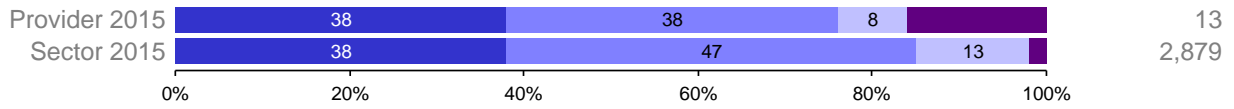


Figure 205

The newly qualified teacher survey  
Bournemouth Poole and Dorset Secondary Training Partnership, Secondary \* courses.

Q2 How NQTs rated their training in:

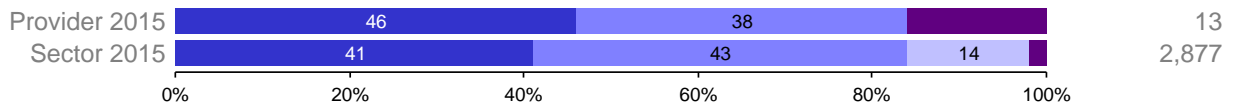
a **new in 2014** preparing you to be aware of pupils' capabilities and prior knowledge?



Z score = -0.8554

The provider results (using the very good and good responses) are not statistically significantly different from the sector.

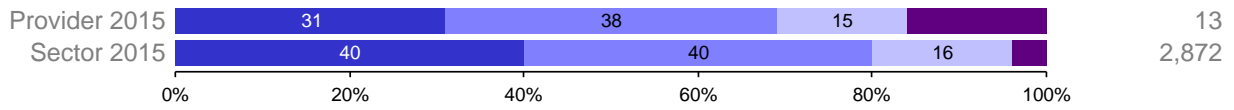
b **new in 2014** preparing you to guide pupils to reflect on the progress they have made and their emerging needs?



Z score = 0.0959

The provider results (using the very good and good responses) are not statistically significantly different from the sector.

c preparing you to integrate the theoretical elements of your programme with your practical experiences?



Z score = -0.9430

The provider results (using the very good and good responses) are not statistically significantly different from the sector.

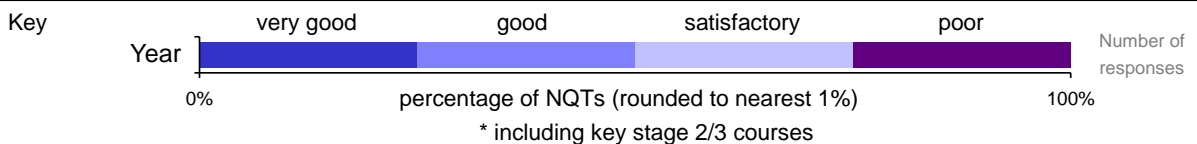
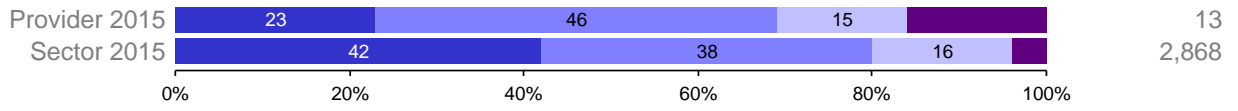


Figure 206

The newly qualified teacher survey  
Bournemouth Poole and Dorset Secondary Training Partnership, Secondary \* courses.

Q3 How NQTs rated their training in:

a preparing you to understand the national curriculum?



Z score = -1.0503

The provider results (using the very good and good responses) are not statistically significantly different from the sector.

b preparing you to teach your specialist subject?



Z score = -0.1741

The provider results (using the very good and good responses) are not statistically significantly different from the sector.

c preparing you to teach reading, including phonics and comprehension? (primary NQTs only)

e preparing you to teach primary mathematics? (primary NQTs only)

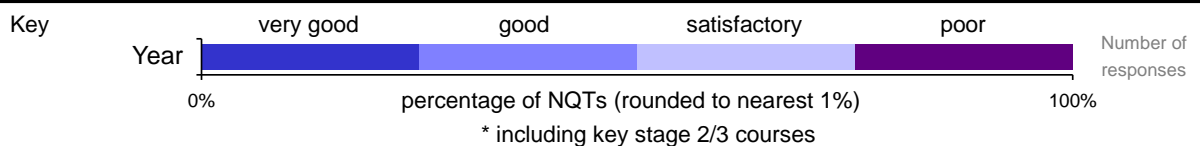
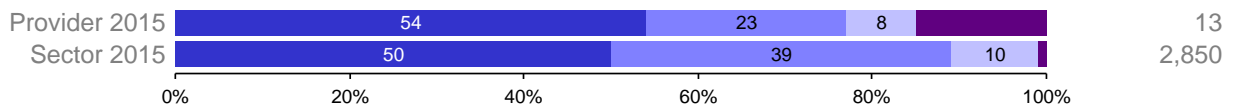


Figure 207

The newly qualified teacher survey  
Bournemouth Poole and Dorset Secondary Training Partnership, Secondary \* courses.

Q4 How NQTs rated their training in:

a preparing you plan your teaching to achieve progression for pupils?



Z score = -1.3589

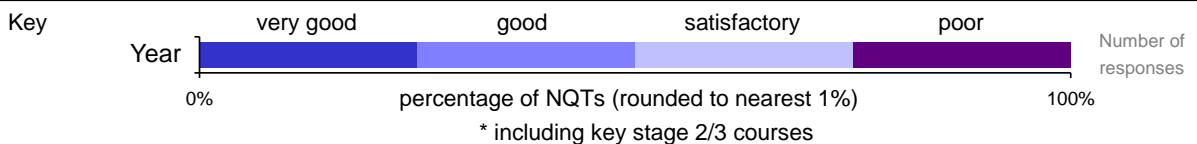
The provider results (using the very good and good responses) are not statistically significantly different from the sector.

b preparing you to use a range of teaching methods that promote pupils' learning?



Z score = -0.8737

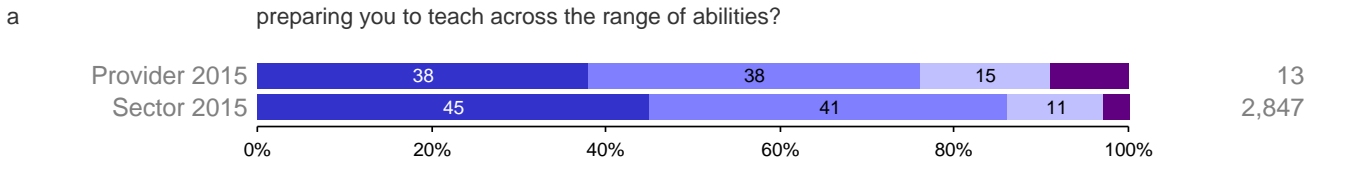
The provider results (using the very good and good responses) are not statistically significantly different from the sector.



**Figure 208**

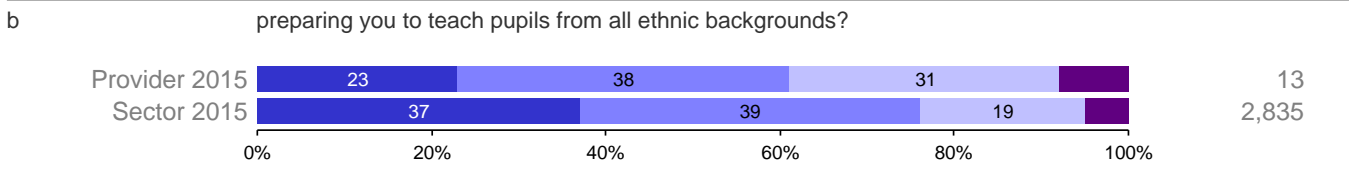
**The newly qualified teacher survey**  
**Bournemouth Poole and Dorset Secondary Training Partnership, Secondary \* courses.**

Q5 How NQTs rated their training in:



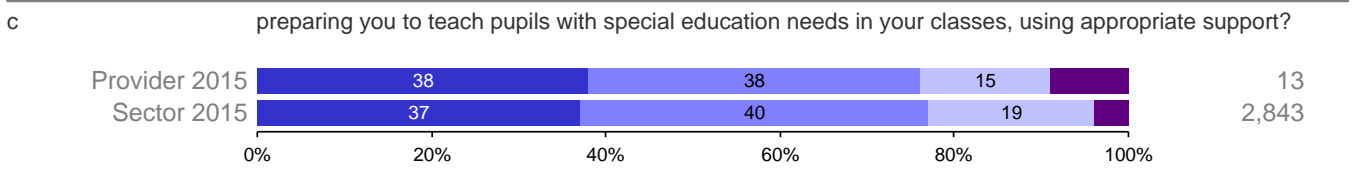
Z score = -0.9287

The provider results (using the very good and good responses) are not statistically significantly different from the sector.



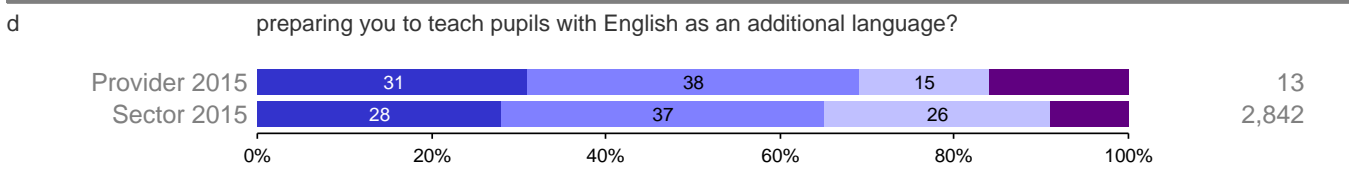
Z score = -1.1828

The provider results (using the very good and good responses) are not statistically significantly different from the sector.



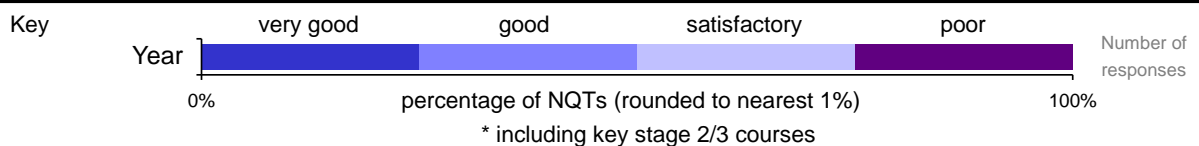
Z score = 0.0504

The provider results (using the very good and good responses) are not statistically significantly different from the sector.



Z score = 0.2966

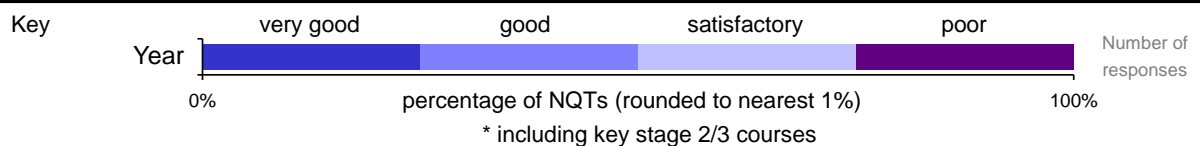
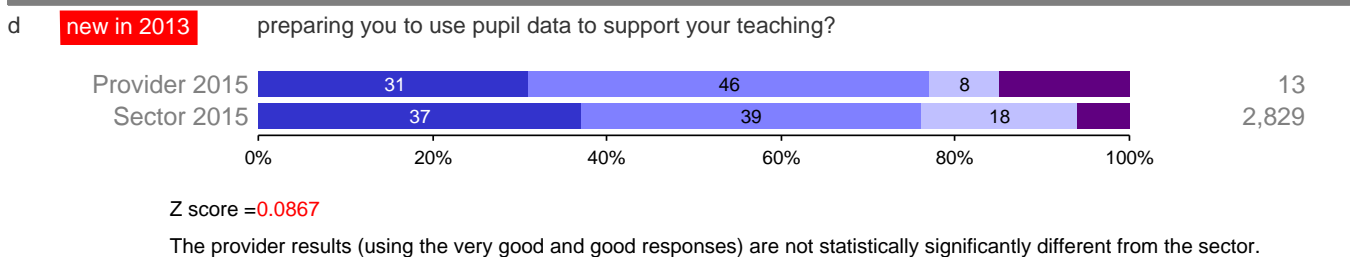
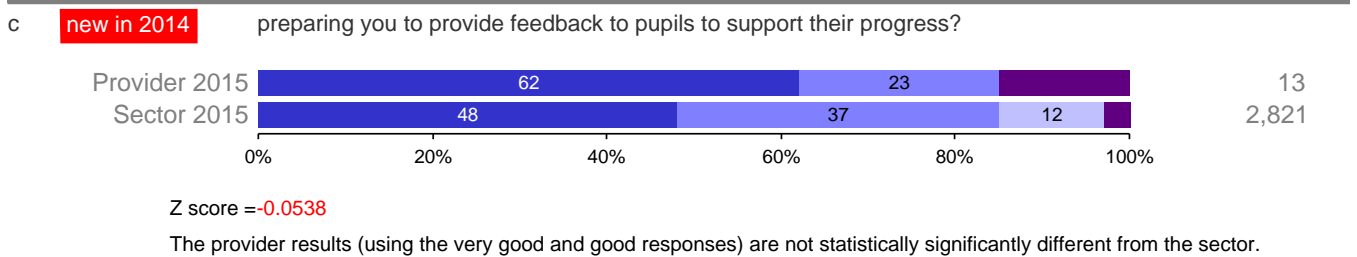
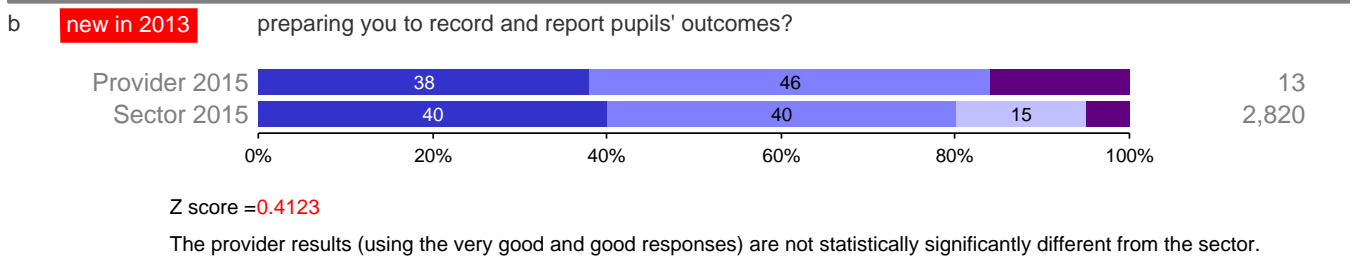
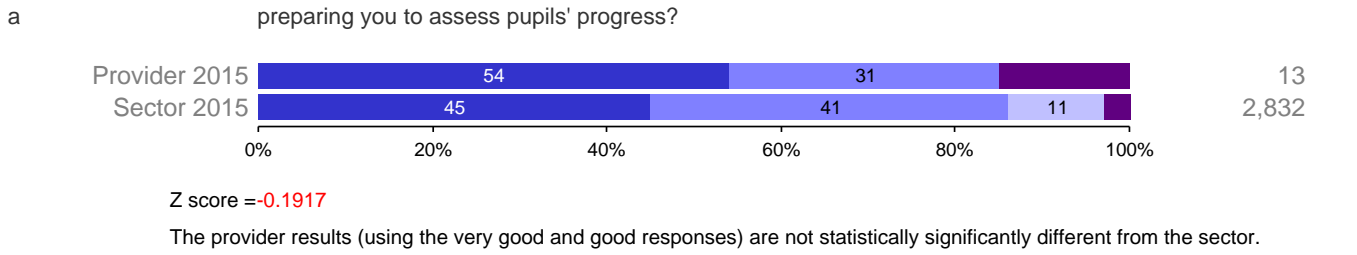
The provider results (using the very good and good responses) are not statistically significantly different from the sector.



**Figure 209**

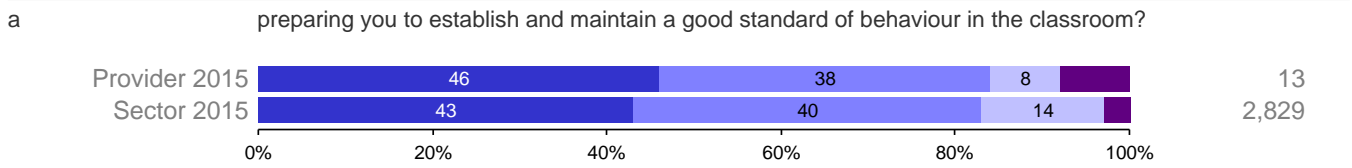
**The newly qualified teacher survey**  
**Bournemouth Poole and Dorset Secondary Training Partnership, Secondary \* courses.**

Q6 How NQTs rated their training in:



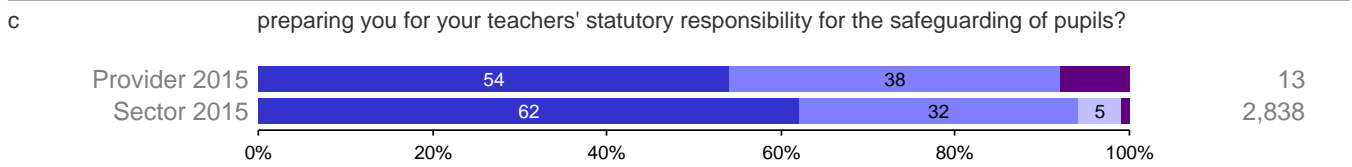
**Figure 2010 The newly qualified teacher survey**  
**Bournemouth Poole and Dorset Secondary Training Partnership, Secondary \* courses.**

Q7 How NQTs rated their training in:



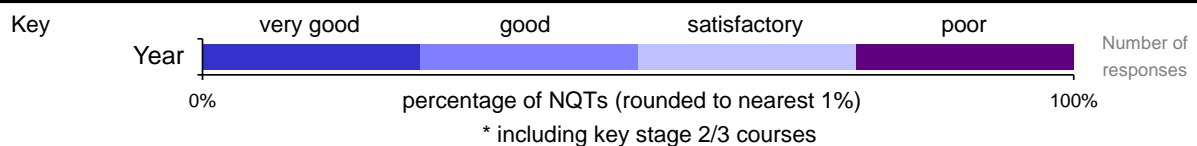
Z score = **0.1320**

The provider results (using the very good and good responses) are not statistically significantly different from the sector.



Z score = **-0.3202**

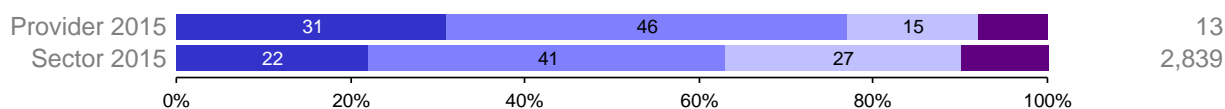
The provider results (using the very good and good responses) are not statistically significantly different from the sector.



**Figure 2011 The newly qualified teacher survey**  
**Bournemouth Poole and Dorset Secondary Training Partnership, Secondary \* courses.**

Q8 How NQTs rated their training in:

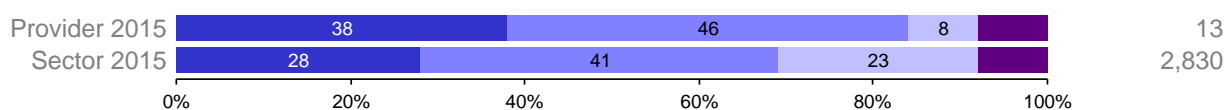
a preparing you to deploy support staff effectively?



Z score =0.9955

The provider results (using the very good and good responses) are not statistically significantly different from the sector.

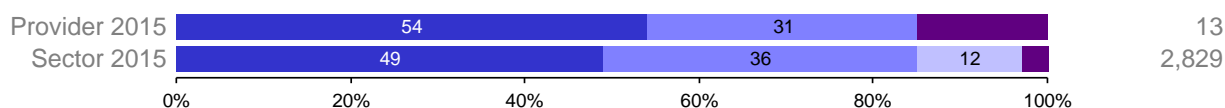
b preparing you to communicate with parents or carers?



Z score =1.1767

The provider results (using the very good and good responses) are not statistically significantly different from the sector.

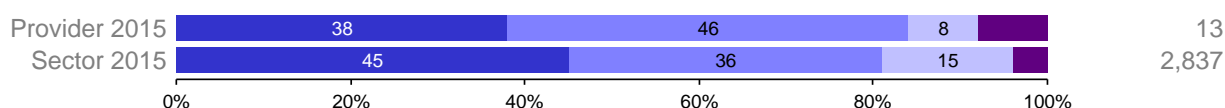
c **new in 2013** preparing you to identify and address your own continuing professional development needs?



Z score =-0.0800

The provider results (using the very good and good responses) are not statistically significantly different from the sector.

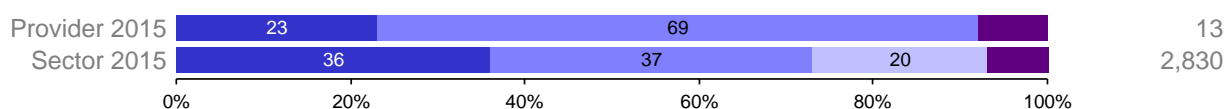
d **new in 2013** preparing you to access educational research to support your teaching?



Z score =0.3285

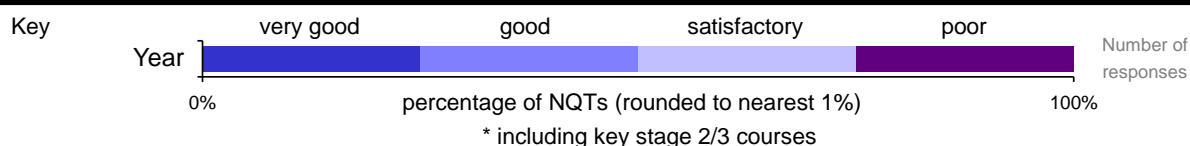
The provider results (using the very good and good responses) are not statistically significantly different from the sector.

e **new in 2013** preparing you to assess the robustness of educational research?



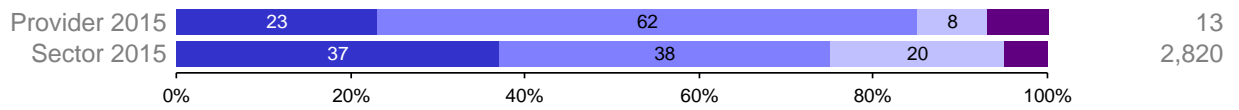
Z score =1.6057

The provider results (using the very good and good responses) are not statistically significantly different from the sector.



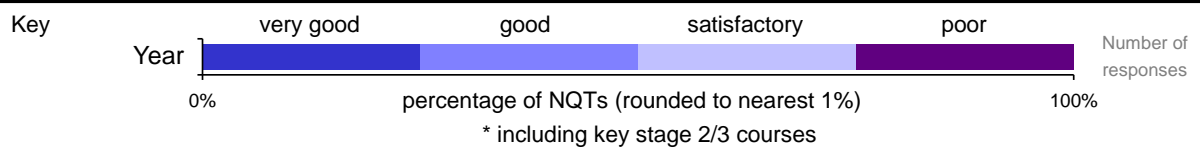


f **new in 2013** preparing you to understand and apply the findings from educational research?



Z score = 0.8223

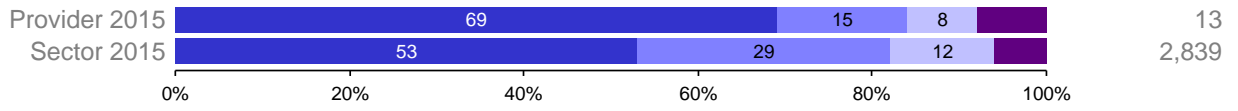
The provider results (using the very good and good responses) are not statistically significantly different from the sector.



**Figure 2012 The newly qualified teacher survey**  
**Bournemouth Poole and Dorset Secondary Training Partnership, Secondary \* courses.**

Q9 How NQTs rated their training in:

a preparing you to apply confidently for teaching positions (e.g. support with job applications and interviews)?



Z score = 0.2449

The provider results (using the very good and good responses) are not statistically significantly different from the sector.

