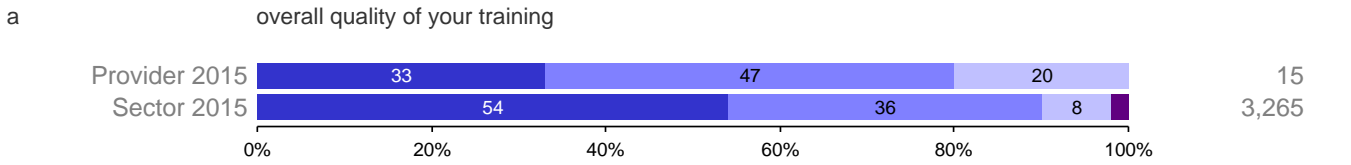


Figure 204

The newly qualified teacher survey
Birmingham City University (Teach First), Secondary * courses.

Q1 How NQTs rated:



Z score = -1.3460

The provider results (using the very good and good responses) are not statistically significantly different from the sector.

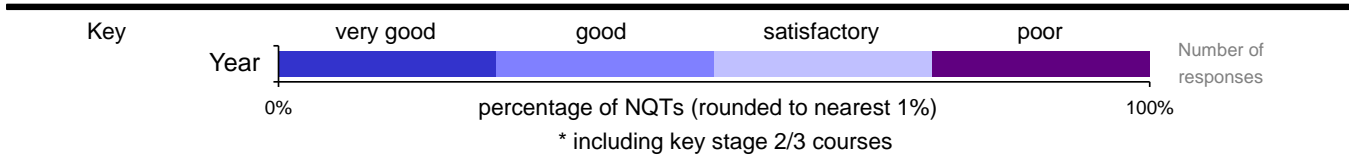


Figure 205

The newly qualified teacher survey
Birmingham City University (Teach First), Secondary * courses.

Q2 How NQTs rated their training in:

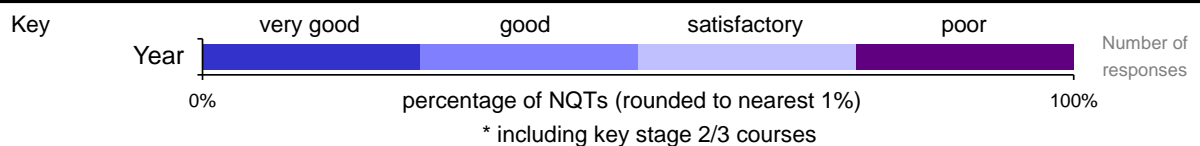
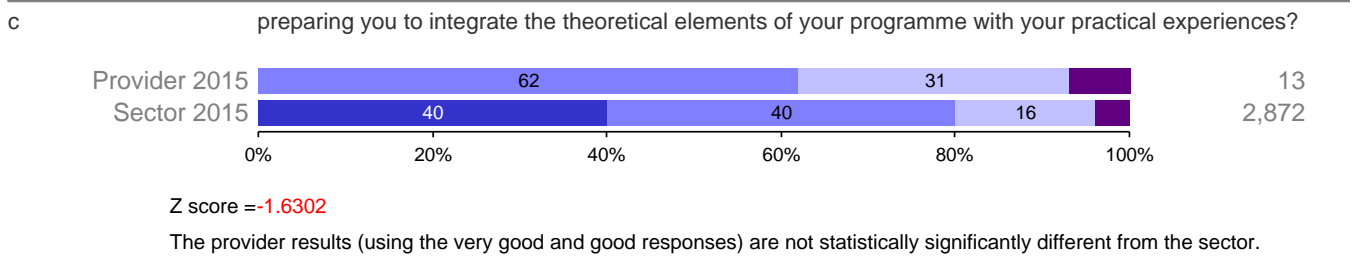
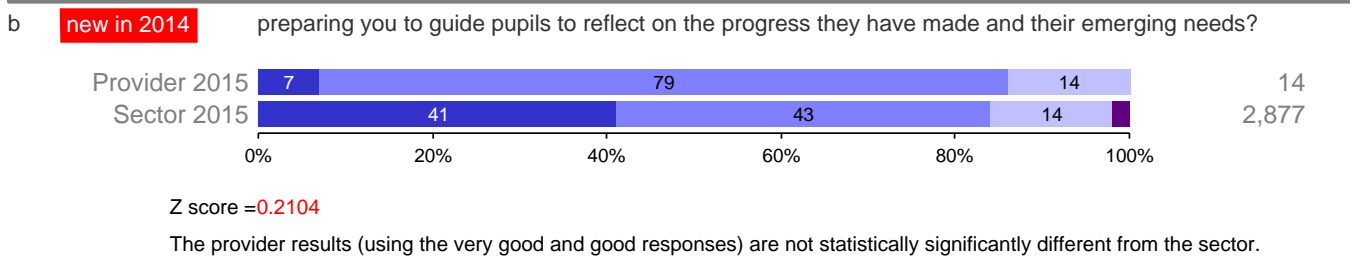
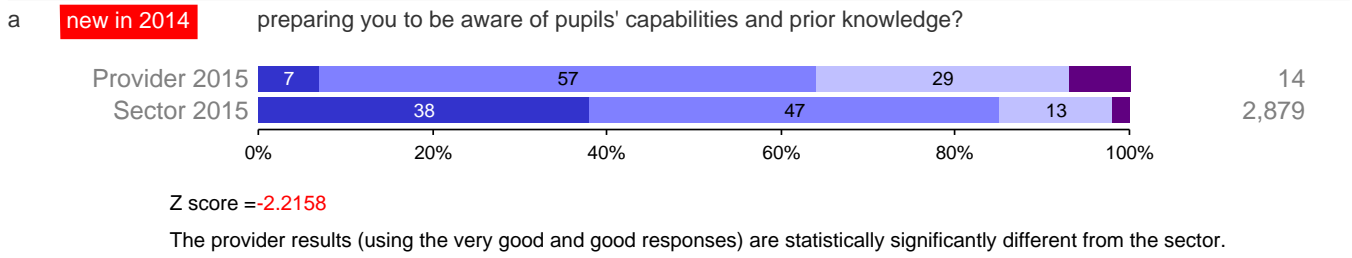



Figure 206

The newly qualified teacher survey
Birmingham City University (Teach First), Secondary * courses.

Q3 How NQTs rated their training in:

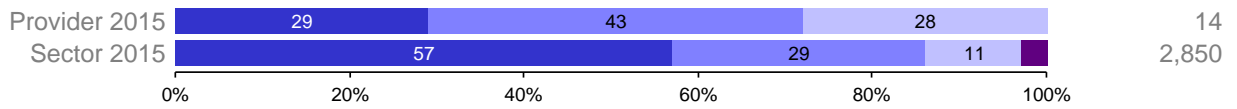
a preparing you to understand the national curriculum?



Z score = -0.8820

The provider results (using the very good and good responses) are not statistically significantly different from the sector.

b preparing you to teach your specialist subject?



Z score = -1.6077

The provider results (using the very good and good responses) are not statistically significantly different from the sector.

c preparing you to teach reading, including phonics and comprehension? (primary NQTs only)

e preparing you to teach primary mathematics? (primary NQTs only)

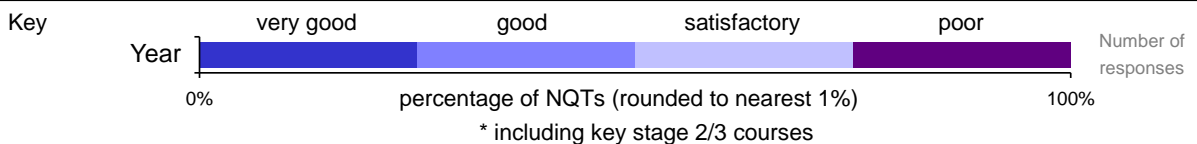
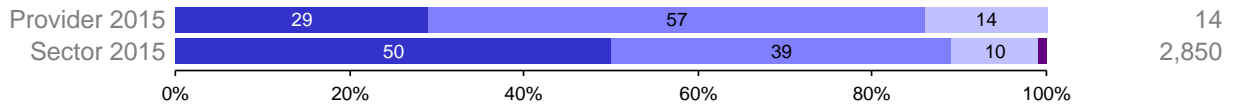


Figure 207 **The newly qualified teacher survey**
Birmingham City University (Teach First), Secondary * courses.

Q4 How NQTs rated their training in:

a preparing you plan your teaching to achieve progression for pupils?



Z score = -0.3706

The provider results (using the very good and good responses) are not statistically significantly different from the sector.

b preparing you to use a range of teaching methods that promote pupils' learning?



Z score = 0.1908

The provider results (using the very good and good responses) are not statistically significantly different from the sector.

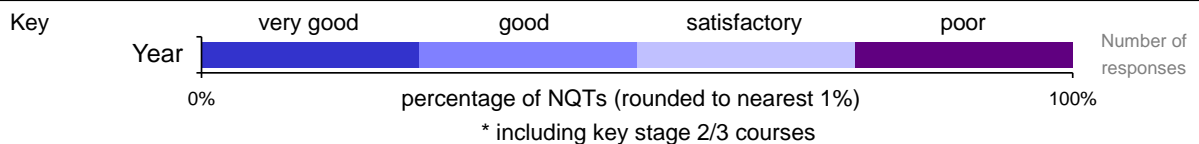


Figure 208

The newly qualified teacher survey
Birmingham City University (Teach First), Secondary * courses.

Q5 How NQTs rated their training in:

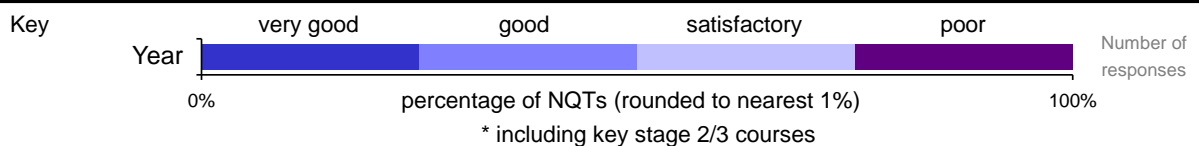
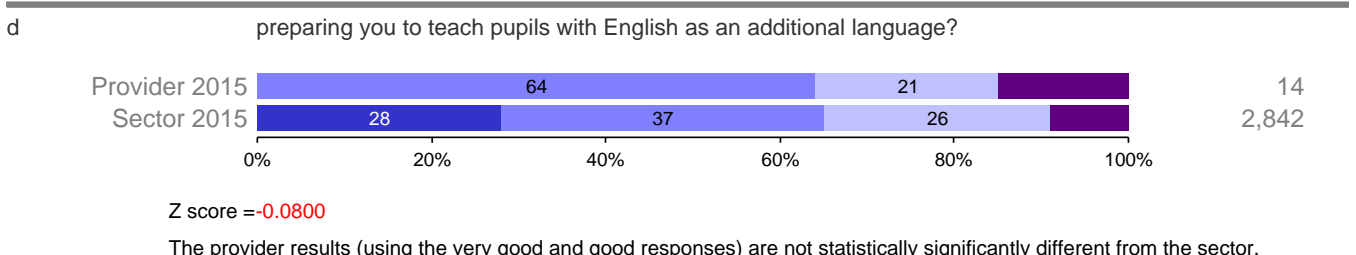
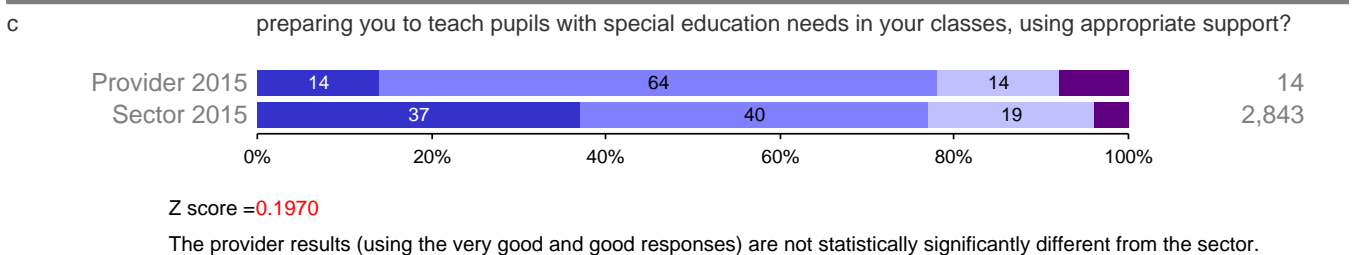
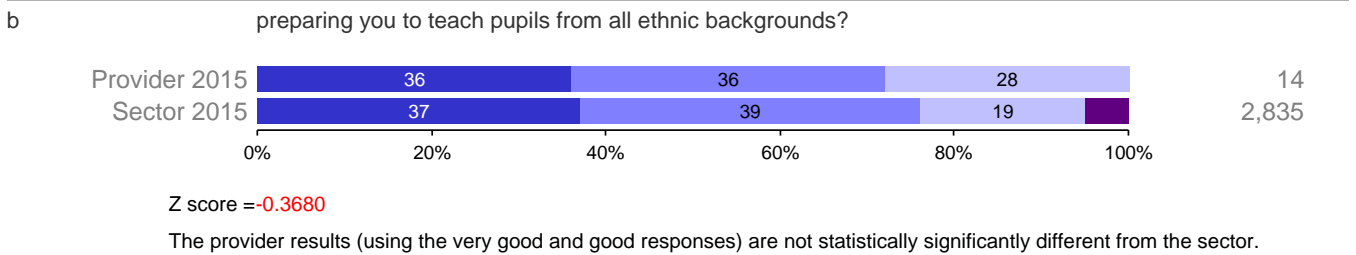
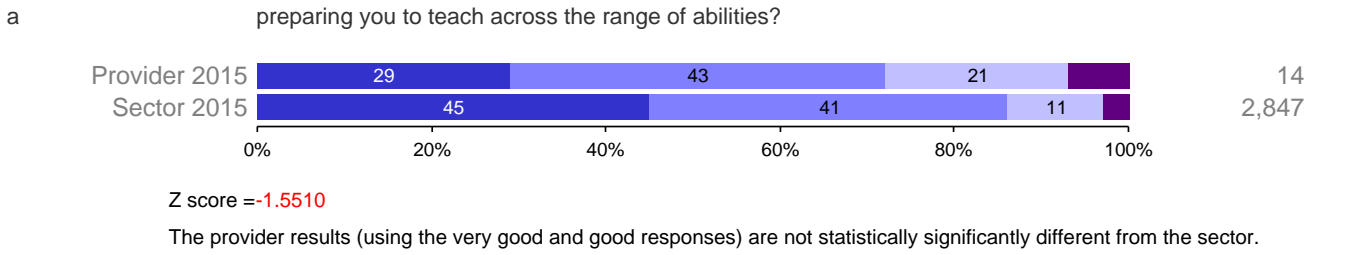
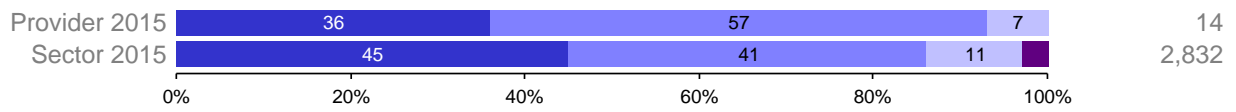


Figure 209

The newly qualified teacher survey
Birmingham City University (Teach First), Secondary * courses.

Q6 How NQTs rated their training in:

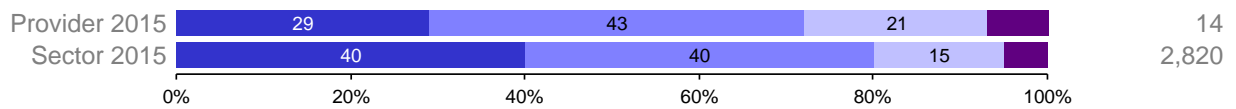
a preparing you to assess pupils' progress?



Z score =0.7002

The provider results (using the very good and good responses) are not statistically significantly different from the sector.

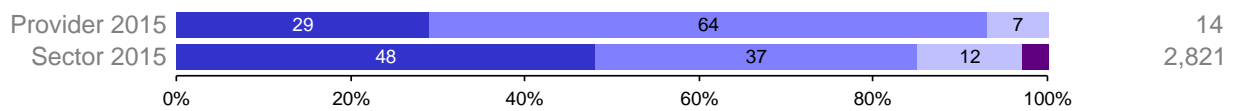
b **new in 2013** preparing you to record and report pupils' outcomes?



Z score =-0.8030

The provider results (using the very good and good responses) are not statistically significantly different from the sector.

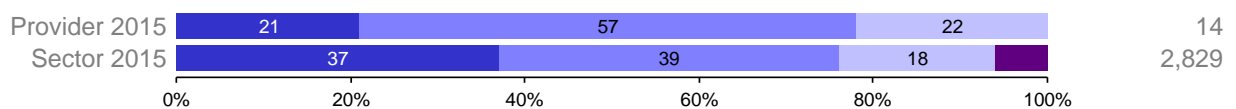
c **new in 2014** preparing you to provide feedback to pupils to support their progress?



Z score =0.8101

The provider results (using the very good and good responses) are not statistically significantly different from the sector.

d **new in 2013** preparing you to use pupil data to support your teaching?



Z score =0.2338

The provider results (using the very good and good responses) are not statistically significantly different from the sector.

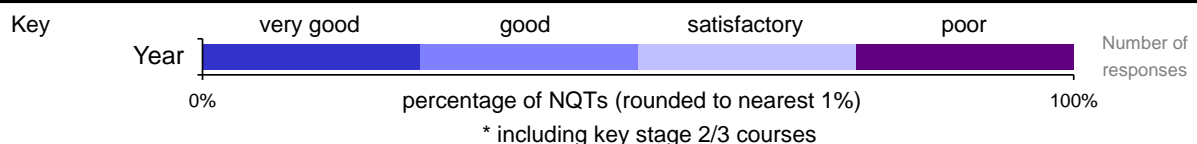



Figure 2010 **The newly qualified teacher survey**
Birmingham City University (Teach First), Secondary * courses.

Q7 How NQTs rated their training in:

a preparing you to establish and maintain a good standard of behaviour in the classroom?



Z score = -0.6085

The provider results (using the very good and good responses) are not statistically significantly different from the sector.

c preparing you for your teachers' statutory responsibility for the safeguarding of pupils?



Z score = -0.2434

The provider results (using the very good and good responses) are not statistically significantly different from the sector.

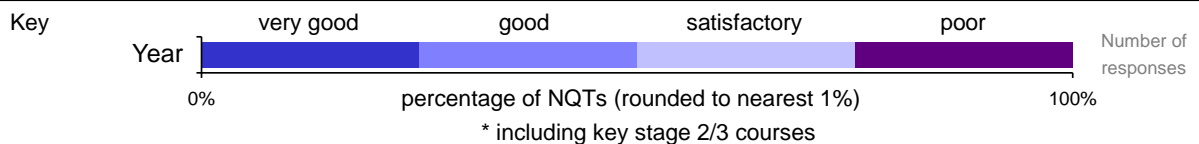



Figure 2011 **The newly qualified teacher survey**
Birmingham City University (Teach First), Secondary * courses.

Q8 How NQTs rated their training in:

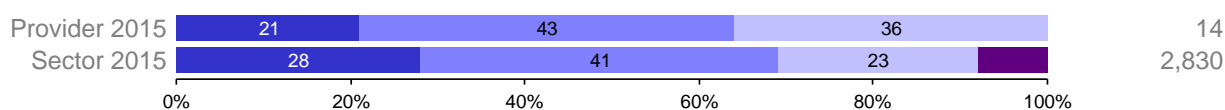
a preparing you to deploy support staff effectively?



Z score = **0.6064**

The provider results (using the very good and good responses) are not statistically significantly different from the sector.

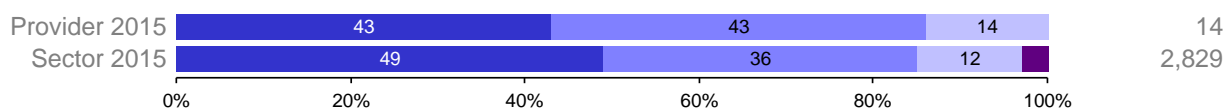
b preparing you to communicate with parents or carers?



Z score = **-0.4291**

The provider results (using the very good and good responses) are not statistically significantly different from the sector.

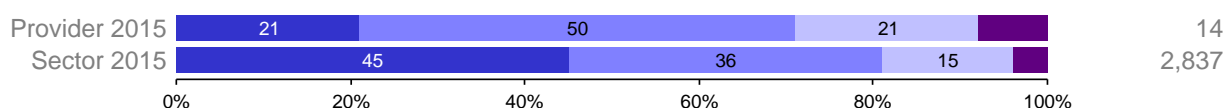
c **new in 2013** preparing you to identify and address your own continuing professional development needs?



Z score = **0.0331**

The provider results (using the very good and good responses) are not statistically significantly different from the sector.

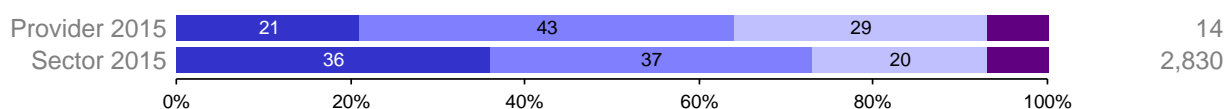
d **new in 2013** preparing you to access educational research to support your teaching?



Z score = **-0.9139**

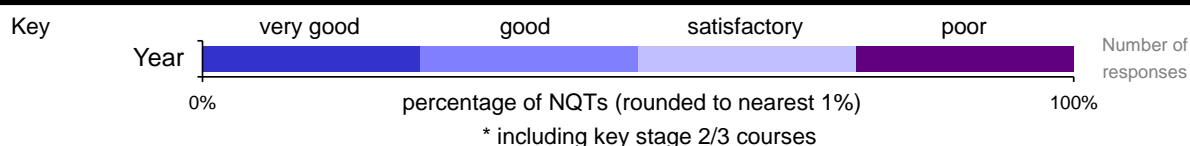
The provider results (using the very good and good responses) are not statistically significantly different from the sector.

e **new in 2013** preparing you to assess the robustness of educational research?

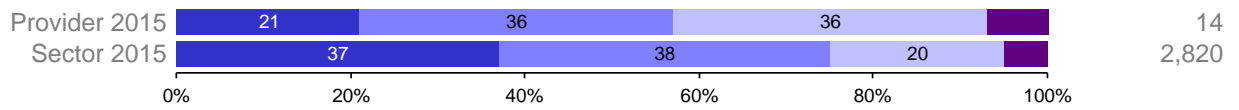


Z score = **-0.6742**

The provider results (using the very good and good responses) are not statistically significantly different from the sector.



f **new in 2013** preparing you to understand and apply the findings from educational research?



Z score = -1.5036

The provider results (using the very good and good responses) are not statistically significantly different from the sector.

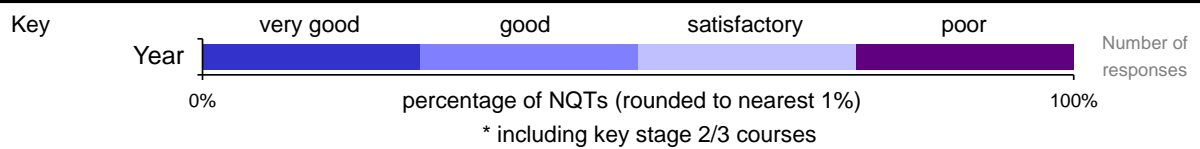
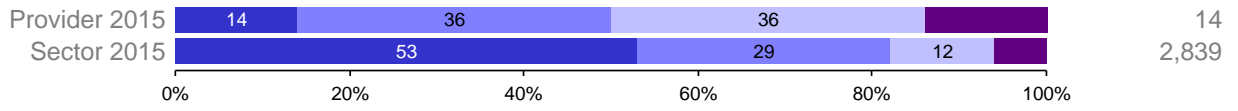


Figure 2012 **The newly qualified teacher survey**
Birmingham City University (Teach First), Secondary * courses.

Q9 How NQTs rated their training in:

a preparing you to apply confidently for teaching positions (e.g. support with job applications and interviews)?



Z score = -3.0984

The provider results (using the very good and good responses) are statistically significantly different from the sector.

