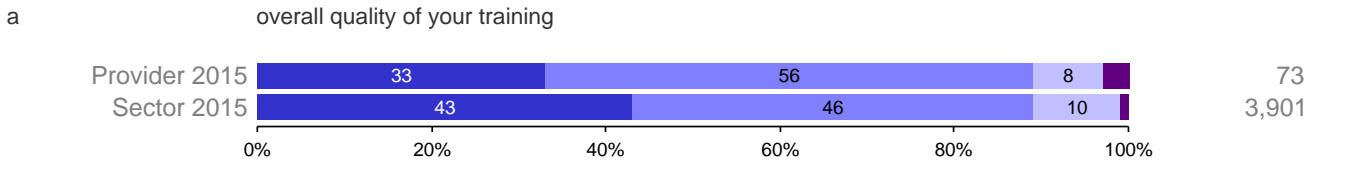


Figure 104 The newly qualified teacher survey
Bishop Grosseteste University, Primary courses.

Q1 How NQTs rated:



Z score = 0.0380

The provider results (using the very good and good responses) are not statistically significantly different from the sector.

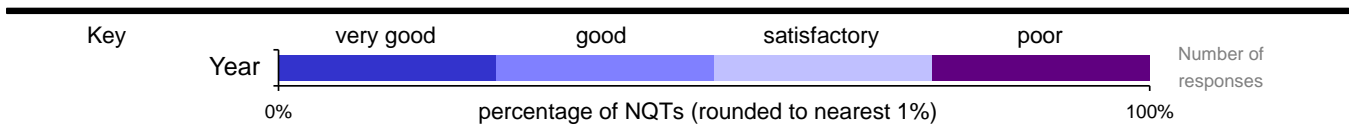


Figure 105 **The newly qualified teacher survey**
Bishop Grosseteste University, Primary courses.

Q2 How NQTs rated their training in:

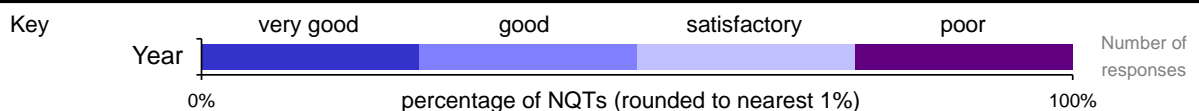
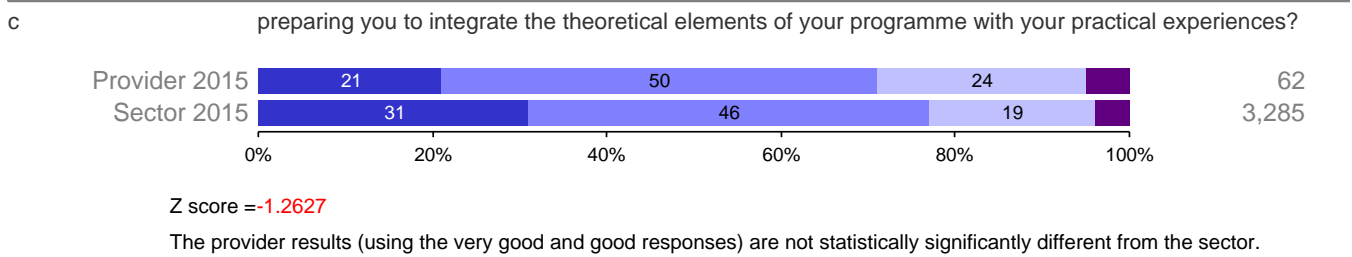
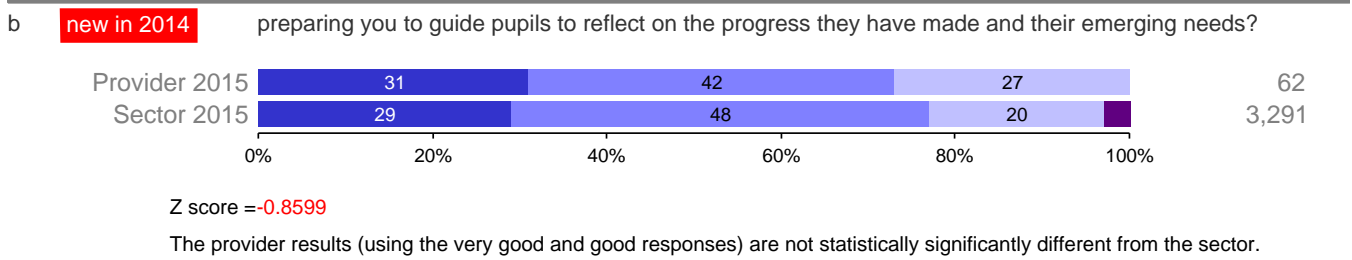
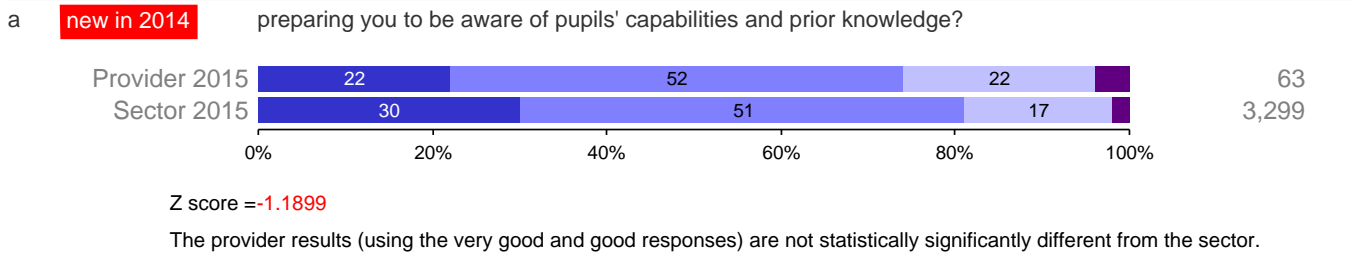
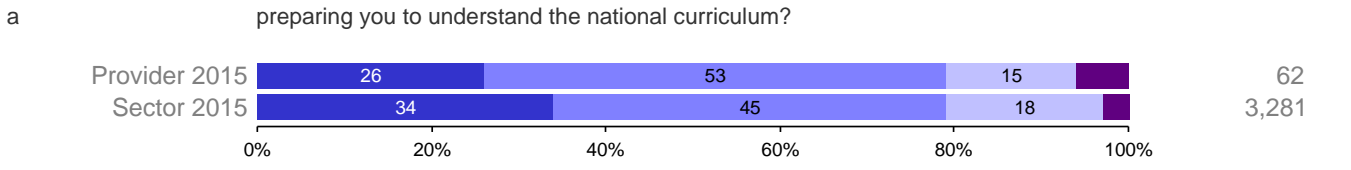


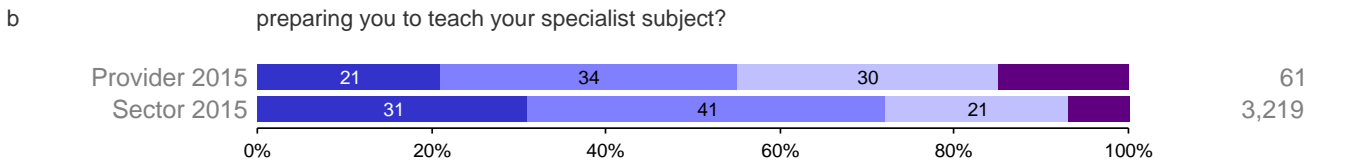
Figure 106 **The newly qualified teacher survey**
Bishop Grosseteste University, Primary courses.

Q3 How NQTs rated their training in:



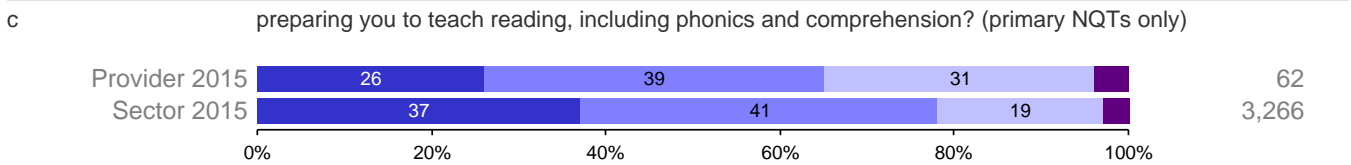
Z score = -0.0231

The provider results (using the very good and good responses) are not statistically significantly different from the sector.



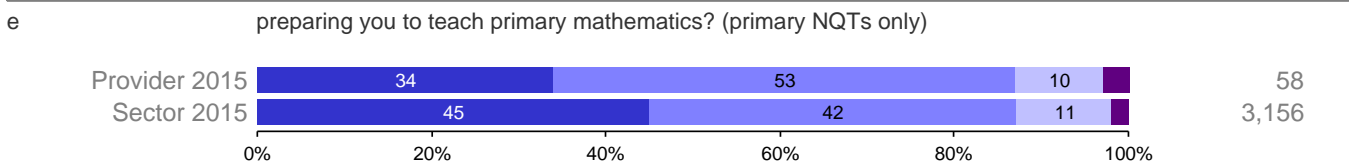
Z score = -2.7452

The provider results (using the very good and good responses) are statistically significantly different from the sector.



Z score = -2.4357

The provider results (using the very good and good responses) are statistically significantly different from the sector.



Z score = 0.1654

The provider results (using the very good and good responses) are not statistically significantly different from the sector.

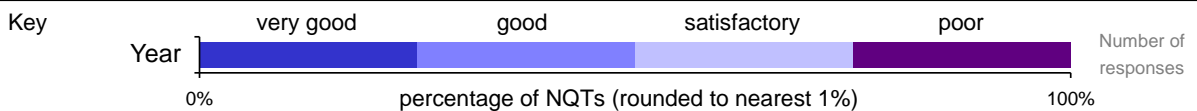


Figure 107 **The newly qualified teacher survey**
Bishop Grosseteste University, Primary courses.

Q4 How NQTs rated their training in:

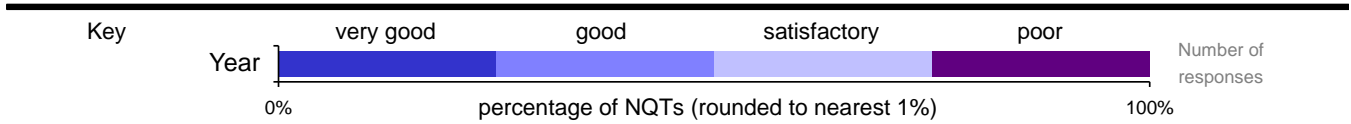
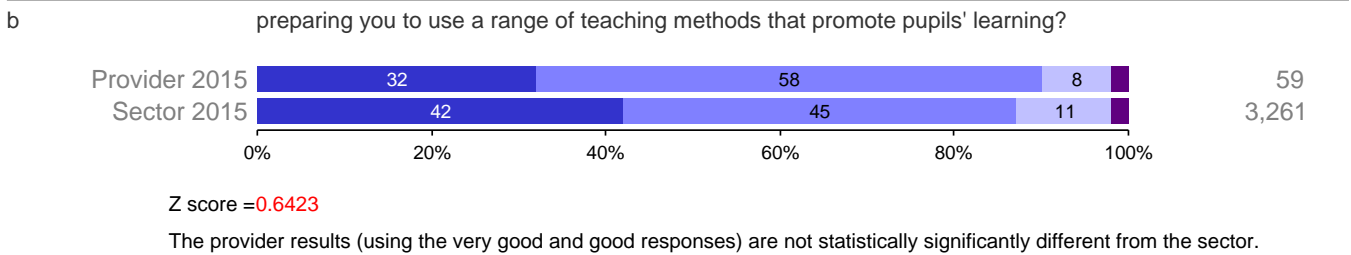
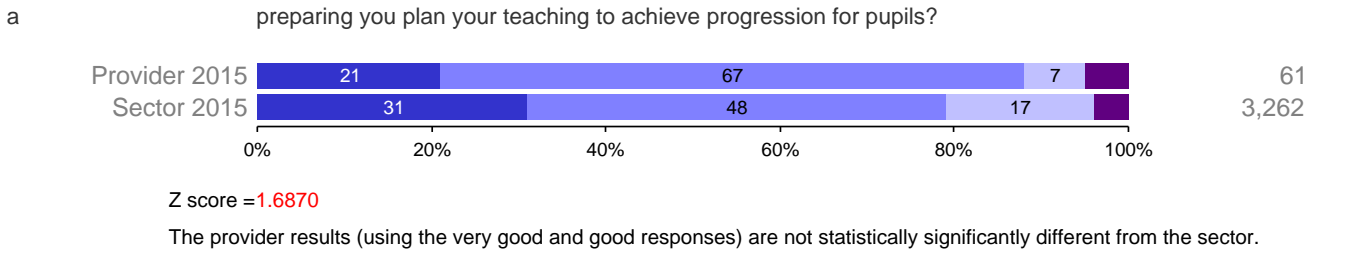
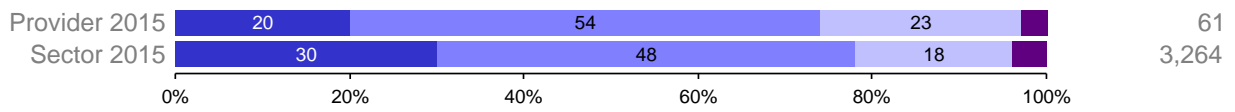


Figure 108 **The newly qualified teacher survey**
Bishop Grosseteste University, Primary courses.

Q5 How NQTs rated their training in:

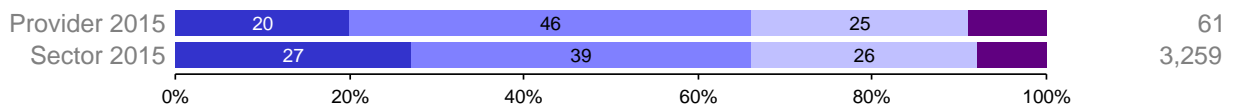
a preparing you to teach across the range of abilities?



Z score = -0.9505

The provider results (using the very good and good responses) are not statistically significantly different from the sector.

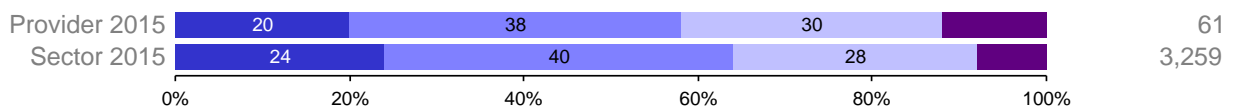
b preparing you to teach pupils from all ethnic backgrounds?



Z score = -0.1861

The provider results (using the very good and good responses) are not statistically significantly different from the sector.

c preparing you to teach pupils with special education needs in your classes, using appropriate support?



Z score = -1.0578

The provider results (using the very good and good responses) are not statistically significantly different from the sector.

d preparing you to teach pupils with English as an additional language?



Z score = -2.0781

The provider results (using the very good and good responses) are statistically significantly different from the sector.

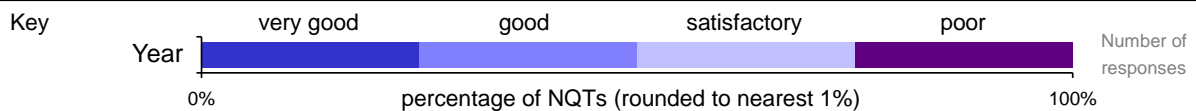


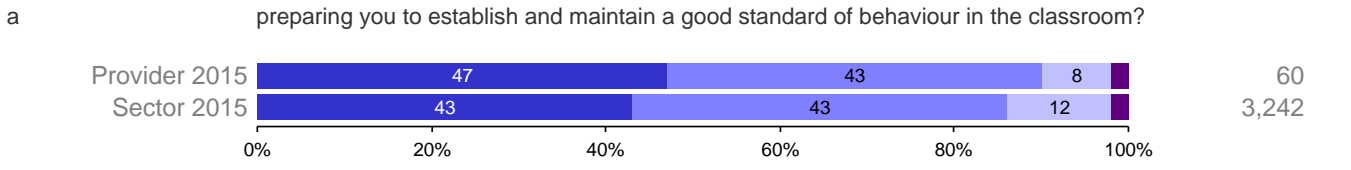
Figure 109 The newly qualified teacher survey
Bishop Grosseteste University, Primary courses.

Q6 How NQTs rated their training in:



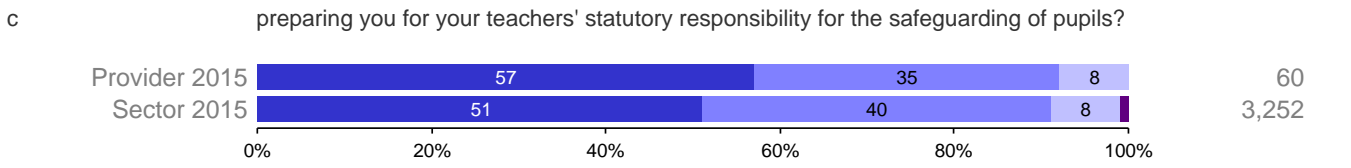
Figure 1010 The newly qualified teacher survey
Bishop Grosseteste University, Primary courses.

Q7 How NQTs rated their training in:



Z score = **0.8935**

The provider results (using the very good and good responses) are not statistically significantly different from the sector.



Z score = **0.1169**

The provider results (using the very good and good responses) are not statistically significantly different from the sector.

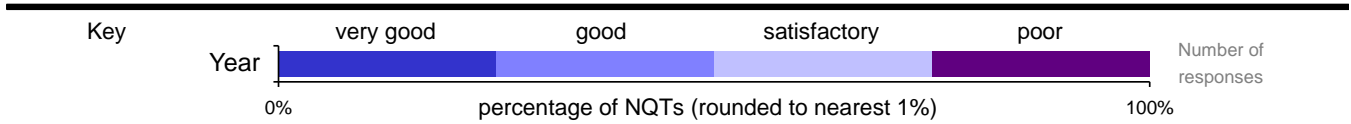
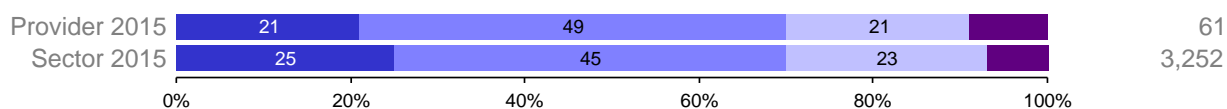


Figure 1011 The newly qualified teacher survey
Bishop Grosseteste University, Primary courses.

Q8 How NQTs rated their training in:

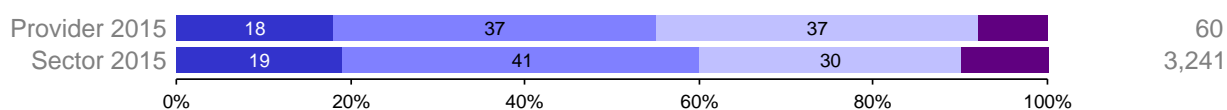
a preparing you to deploy support staff effectively?



Z score = -0.0032

The provider results (using the very good and good responses) are not statistically significantly different from the sector.

b preparing you to communicate with parents or carers?



Z score = -0.8097

The provider results (using the very good and good responses) are not statistically significantly different from the sector.

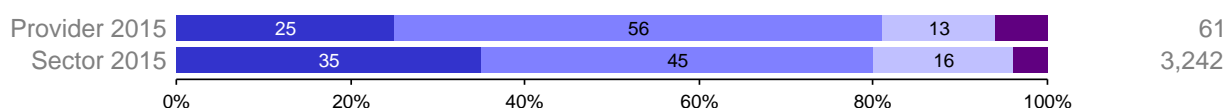
c new in 2013 preparing you to identify and address your own continuing professional development needs?



Z score = 0.0264

The provider results (using the very good and good responses) are not statistically significantly different from the sector.

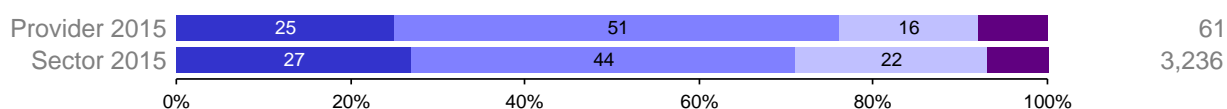
d new in 2013 preparing you to access educational research to support your teaching?



Z score = 0.0788

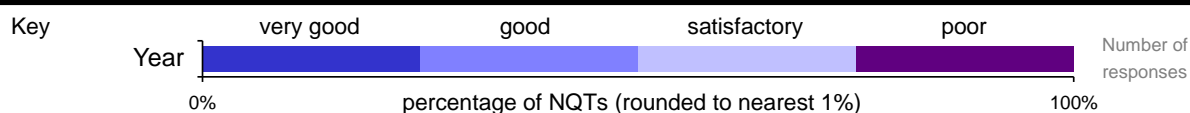
The provider results (using the very good and good responses) are not statistically significantly different from the sector.

e new in 2013 preparing you to assess the robustness of educational research?

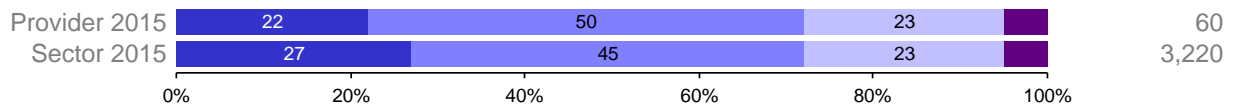


Z score = 0.6846

The provider results (using the very good and good responses) are not statistically significantly different from the sector.



f **new in 2013** preparing you to understand and apply the findings from educational research?



Z score = -0.0070

The provider results (using the very good and good responses) are not statistically significantly different from the sector.

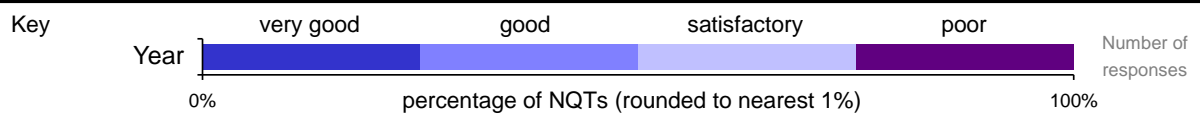
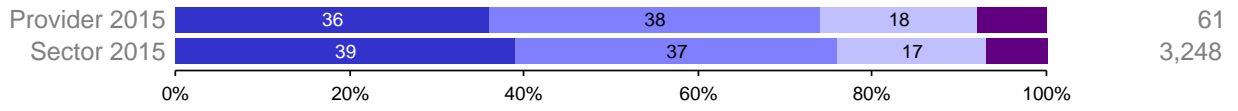


Figure 1012 The newly qualified teacher survey
Bishop Grosseteste University, Primary courses.

Q9 How NQTs rated their training in:

a preparing you to apply confidently for teaching positions (e.g. support with job applications and interviews)?



Z score = -0.4587

The provider results (using the very good and good responses) are not statistically significantly different from the sector.

