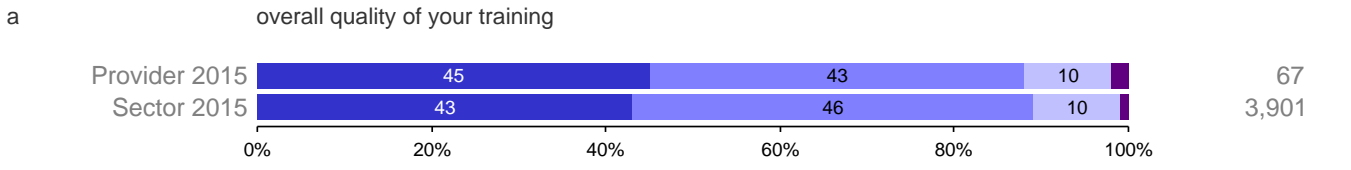


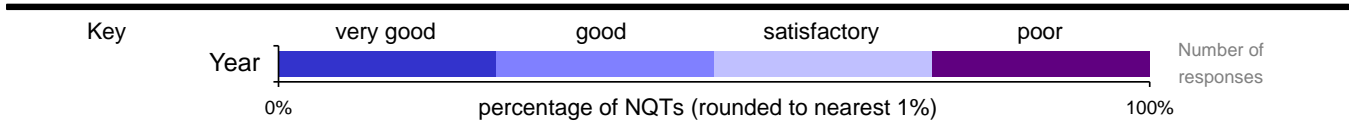
**Figure 104**      **The newly qualified teacher survey**  
**Bath Spa University, Primary courses.**

Q1                      How NQTs rated:



Z score = -0.2170

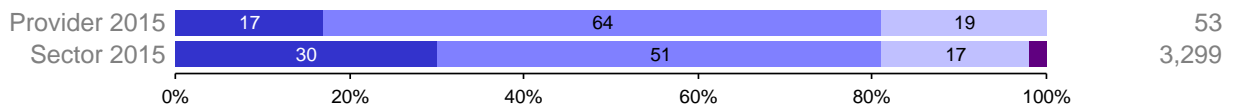
The provider results (using the very good and good responses) are not statistically significantly different from the sector.



**Figure 105**      **The newly qualified teacher survey**  
**Bath Spa University, Primary courses.**

Q2                      How NQTs rated their training in:

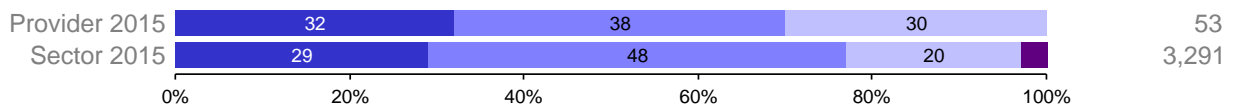
a      **new in 2014**      preparing you to be aware of pupils' capabilities and prior knowledge?



Z score = **0.0972**

The provider results (using the very good and good responses) are not statistically significantly different from the sector.

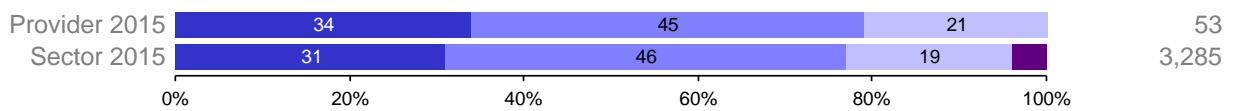
b      **new in 2014**      preparing you to guide pupils to reflect on the progress they have made and their emerging needs?



Z score = **-1.2716**

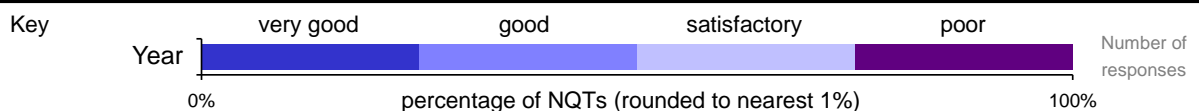
The provider results (using the very good and good responses) are not statistically significantly different from the sector.

c                      preparing you to integrate the theoretical elements of your programme with your practical experiences?



Z score = **0.2654**

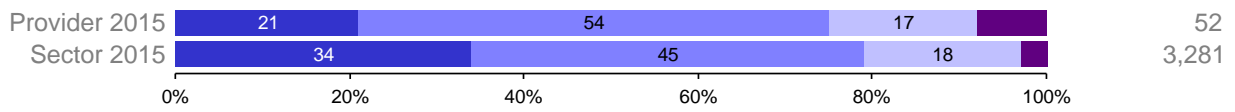
The provider results (using the very good and good responses) are not statistically significantly different from the sector.



**Figure 106**      **The newly qualified teacher survey**  
**Bath Spa University, Primary courses.**

Q3                      How NQTs rated their training in:

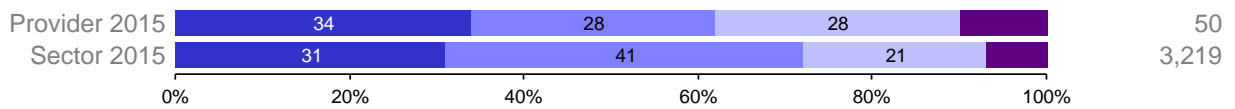
a                      preparing you to understand the national curriculum?



Z score = -0.7306

The provider results (using the very good and good responses) are not statistically significantly different from the sector.

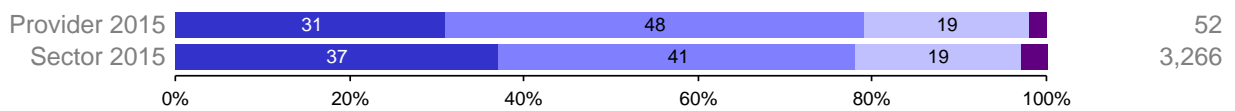
b                      preparing you to teach your specialist subject?



Z score = -1.5191

The provider results (using the very good and good responses) are not statistically significantly different from the sector.

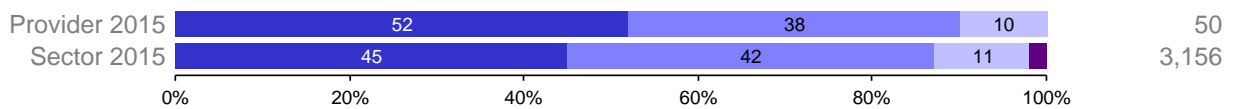
c                      preparing you to teach reading, including phonics and comprehension? (primary NQTs only)



Z score = 0.2161

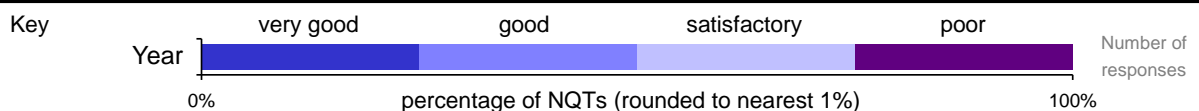
The provider results (using the very good and good responses) are not statistically significantly different from the sector.

e                      preparing you to teach primary mathematics? (primary NQTs only)



Z score = 0.5891

The provider results (using the very good and good responses) are not statistically significantly different from the sector.

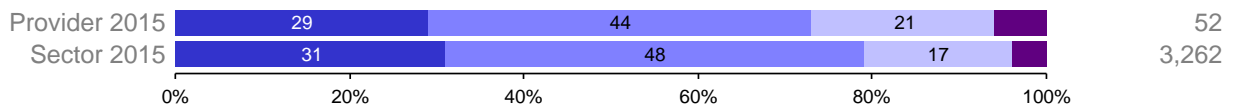


**Figure 107**      **The newly qualified teacher survey**  
**Bath Spa University, Primary courses.**

Q4                      How NQTs rated their training in:

---

a                      preparing you plan your teaching to achieve progression for pupils?



Z score = -1.1952

The provider results (using the very good and good responses) are not statistically significantly different from the sector.

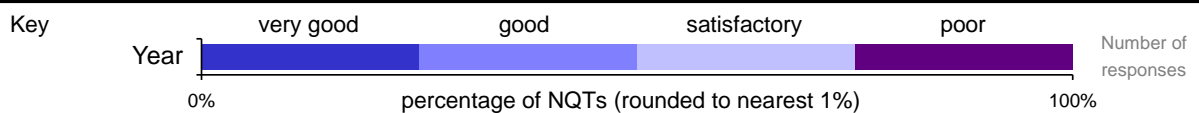
---

b                      preparing you to use a range of teaching methods that promote pupils' learning?



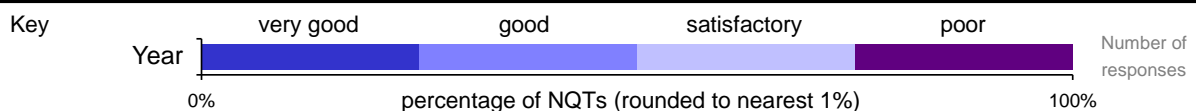
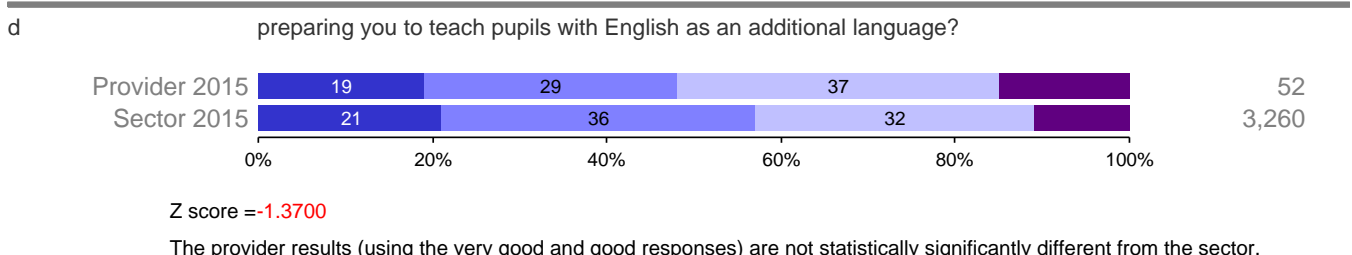
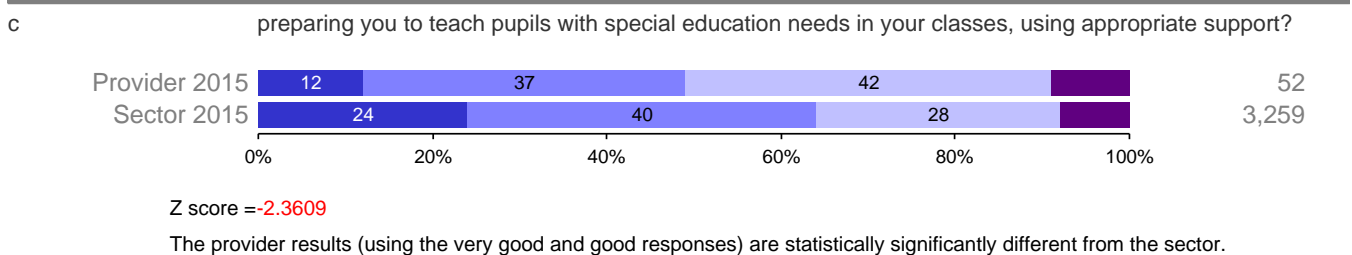
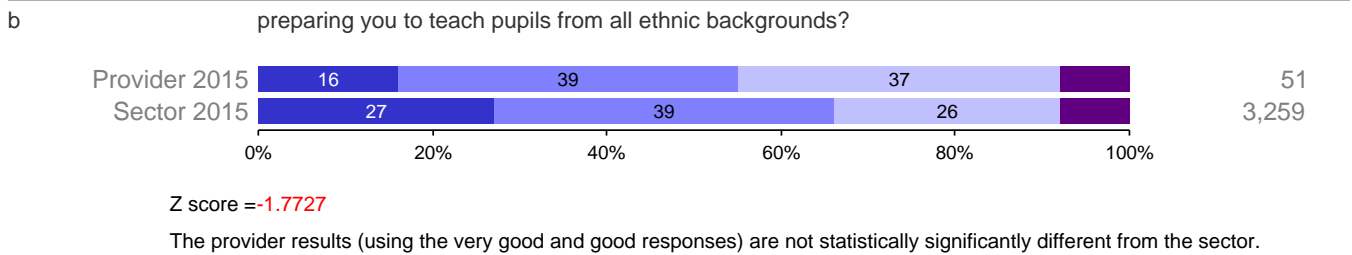
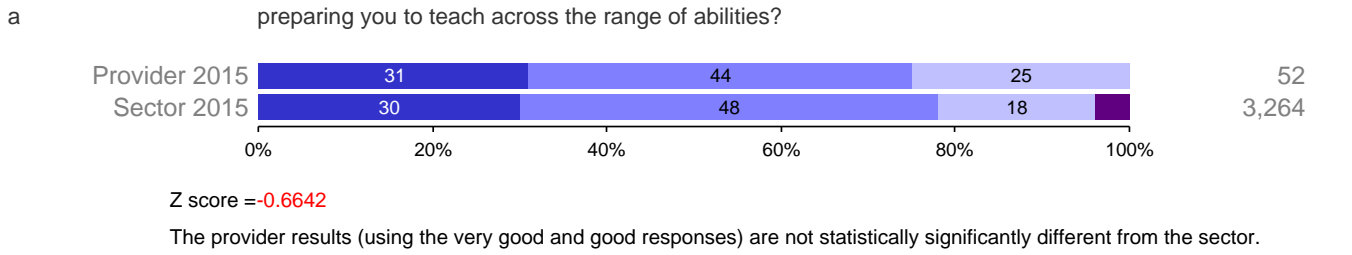
Z score = 0.3116

The provider results (using the very good and good responses) are not statistically significantly different from the sector.



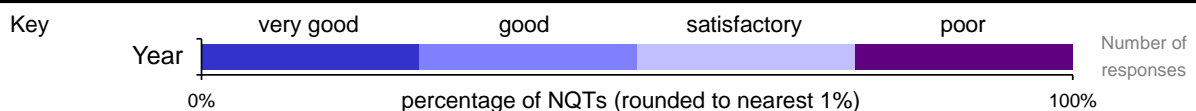
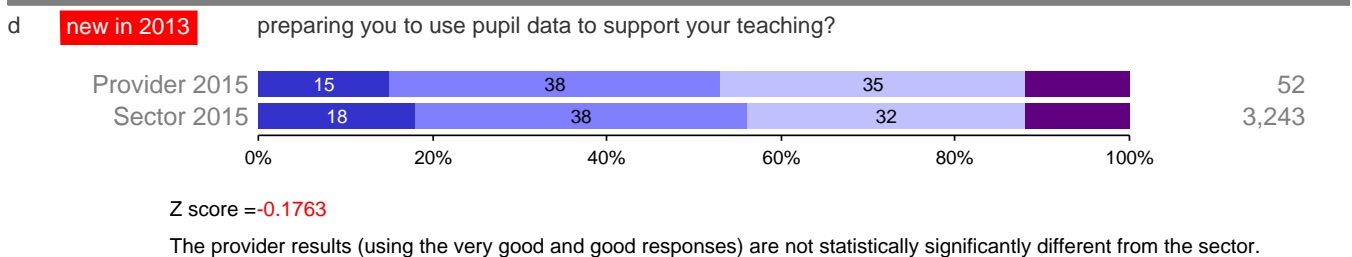
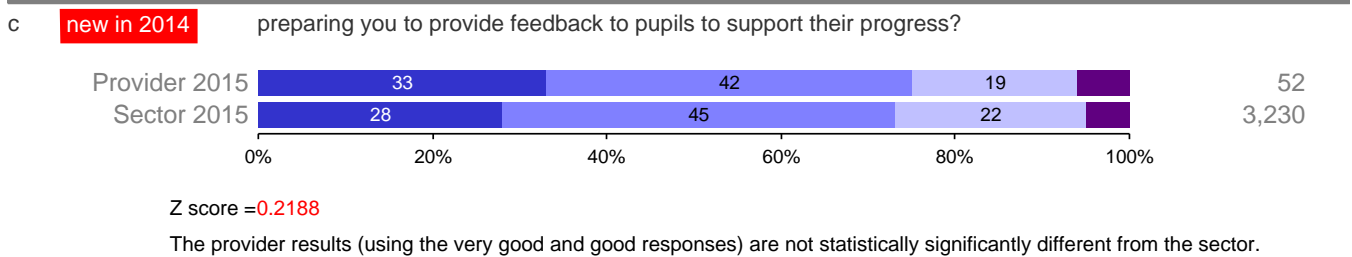
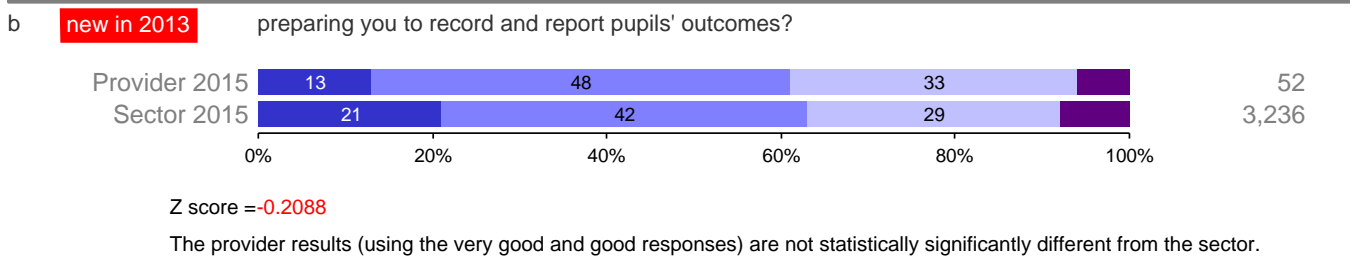
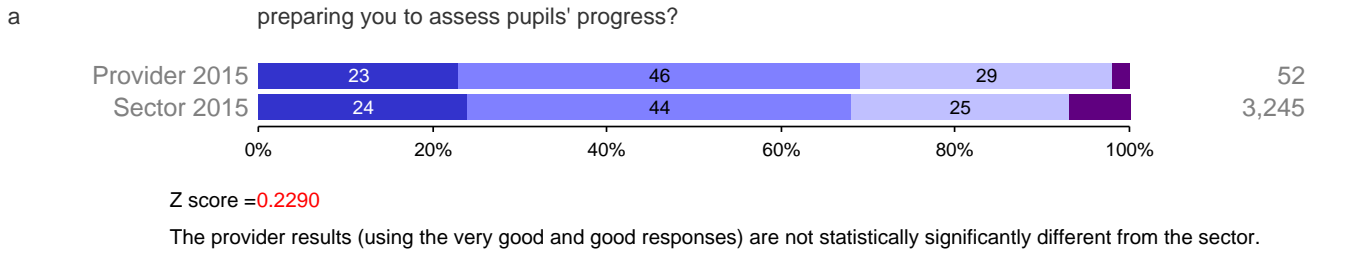
**Figure 108**      **The newly qualified teacher survey**  
**Bath Spa University, Primary courses.**

Q5                      How NQTs rated their training in:



**Figure 109**      **The newly qualified teacher survey**  
**Bath Spa University, Primary courses.**


Q6                      How NQTs rated their training in:



**Figure 1010 The newly qualified teacher survey  
Bath Spa University, Primary courses.**

Q7 How NQTs rated their training in:

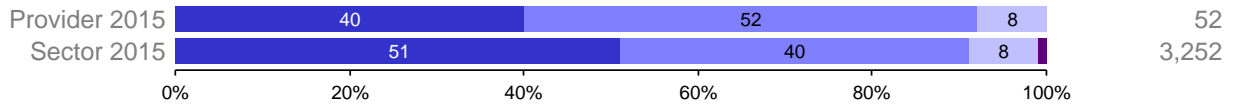
a preparing you to establish and maintain a good standard of behaviour in the classroom?



Z score = 0.1181

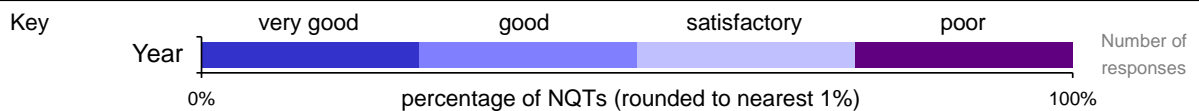
The provider results (using the very good and good responses) are not statistically significantly different from the sector.

c preparing you for your teachers' statutory responsibility for the safeguarding of pupils?



Z score = 0.2713

The provider results (using the very good and good responses) are not statistically significantly different from the sector.



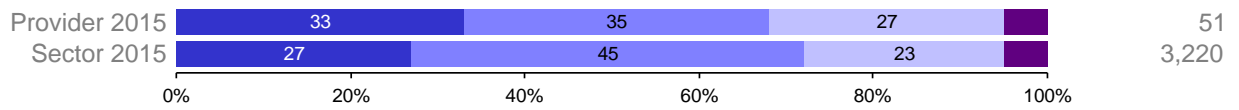
**Figure 1011 The newly qualified teacher survey**  
**Bath Spa University, Primary courses.**

Q8 How NQTs rated their training in:



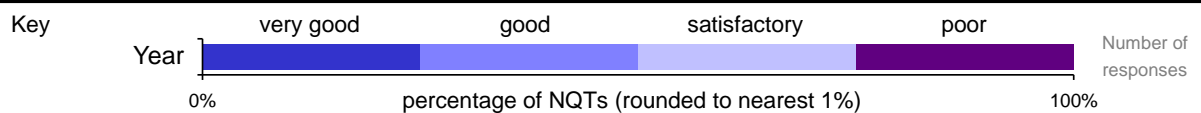


f **new in 2013** preparing you to understand and apply the findings from educational research?



Z score = -0.4844

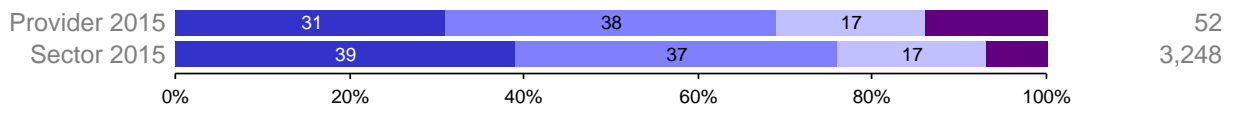
The provider results (using the very good and good responses) are not statistically significantly different from the sector.



**Figure 1012 The newly qualified teacher survey**  
**Bath Spa University, Primary courses.**

Q9 How NQTs rated their training in:

a preparing you to apply confidently for teaching positions (e.g. support with job applications and interviews)?



Z score = -1.1861

The provider results (using the very good and good responses) are not statistically significantly different from the sector.

