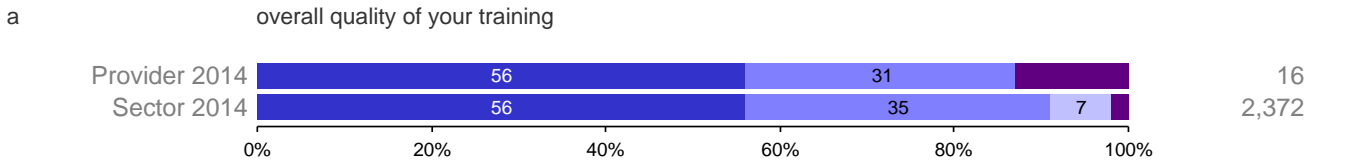


Figure 204 The newly qualified teacher survey
Brunel University, Secondary * courses.

Q1 How NQTs rated:



Z score = -0.6200

The provider results (using the very good and good responses) are not statistically significantly different from the sector.

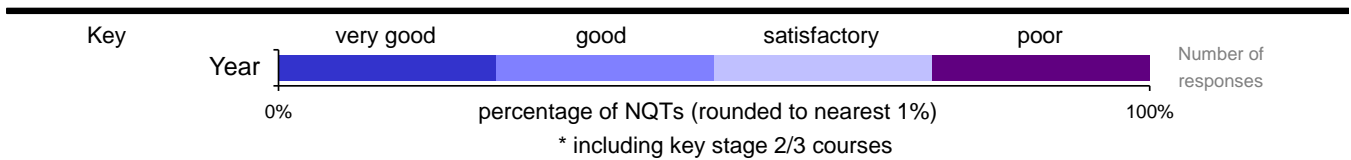


Figure 205 **The newly qualified teacher survey**
Brunel University, Secondary * courses.

Q2 How NQTs rated their training in:

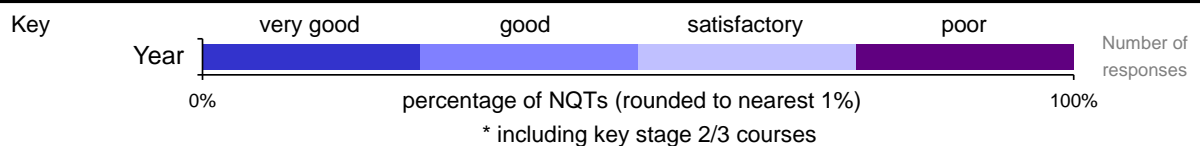
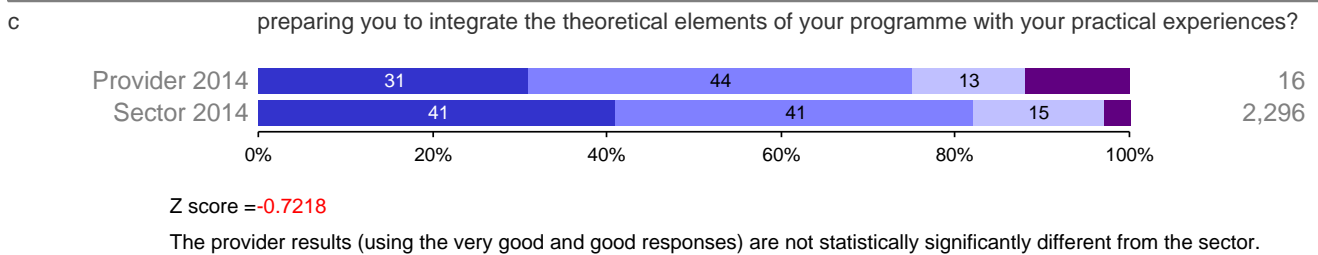
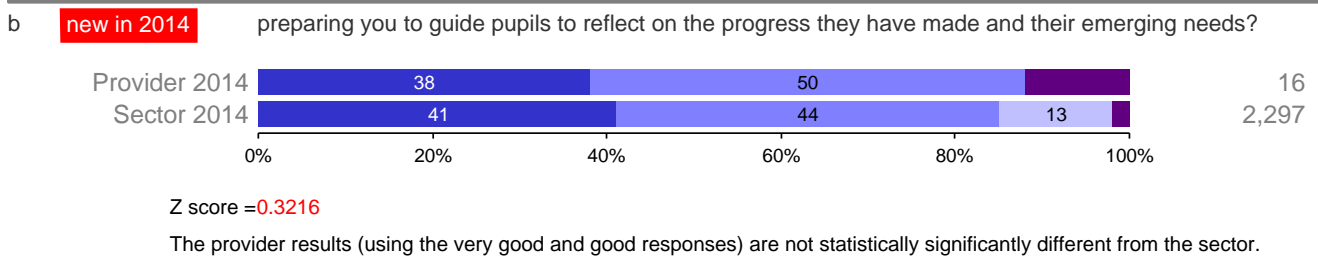
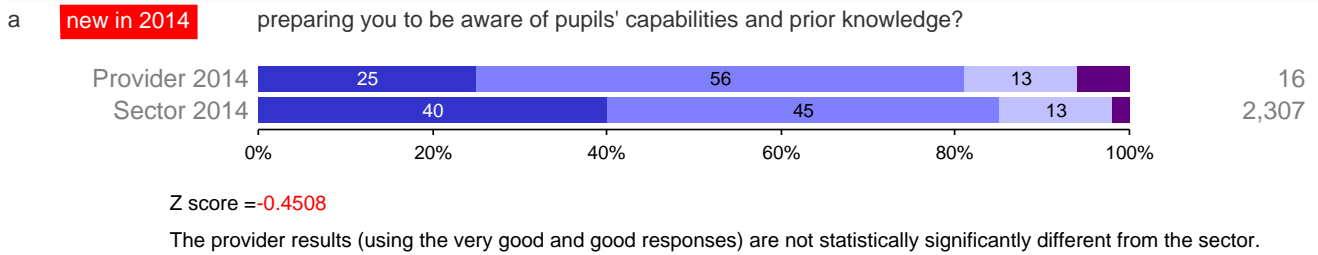
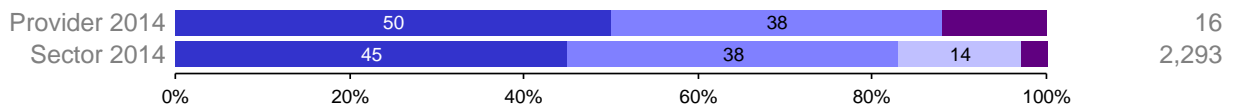


Figure 206 **The newly qualified teacher survey**
Brunel University, Secondary * courses.

Q3 How NQTs rated their training in:

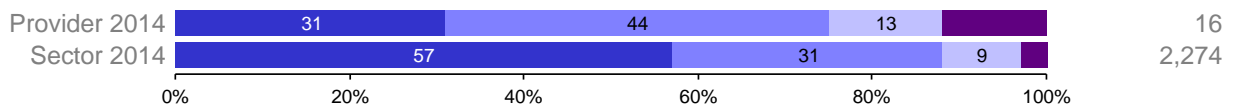
a preparing you understand the national curriculum?



Z score = **0.4495**

The provider results (using the very good and good responses) are not statistically significantly different from the sector.

b preparing you to teach your specialist subject?



Z score = **-1.6042**

The provider results (using the very good and good responses) are not statistically significantly different from the sector.

c preparing you to teach reading, including phonics and comprehension? (primary NQTs only)

e preparing you to teach primary mathematics? (primary NQTs only)

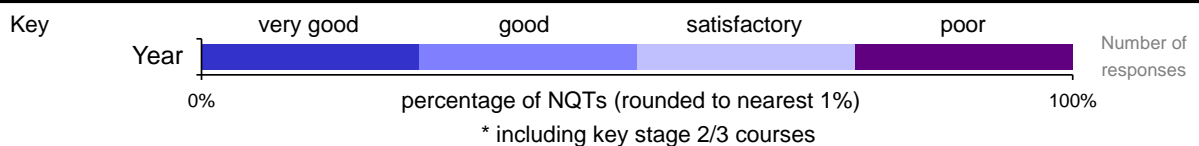
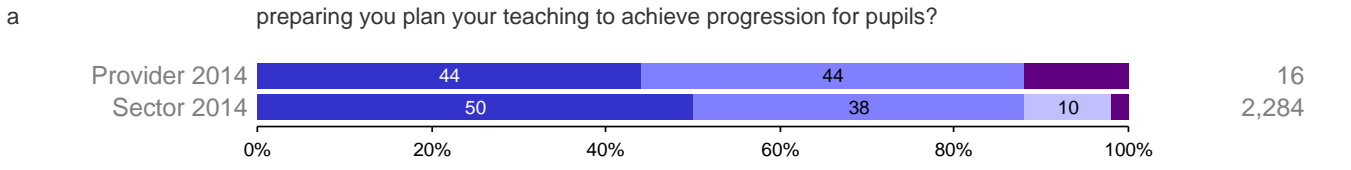


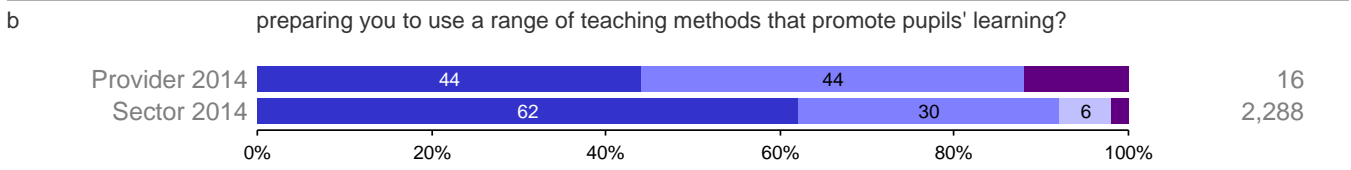
Figure 207 **The newly qualified teacher survey**
Brunel University, Secondary * courses.

Q4 How NQTs rated their training in:



Z score = -0.0563

The provider results (using the very good and good responses) are not statistically significantly different from the sector.



Z score = -0.7011

The provider results (using the very good and good responses) are not statistically significantly different from the sector.

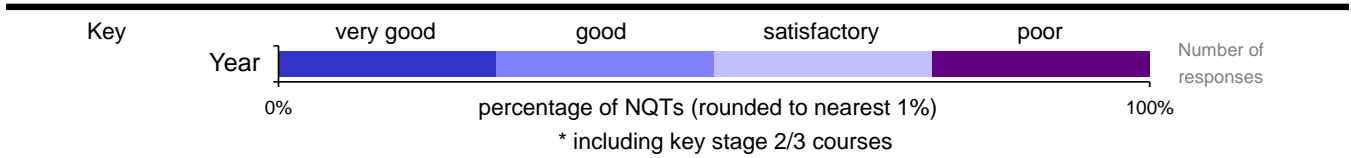


Figure 208 The newly qualified teacher survey
Brunel University, Secondary * courses.

Q5 How NQTs rated their training in:

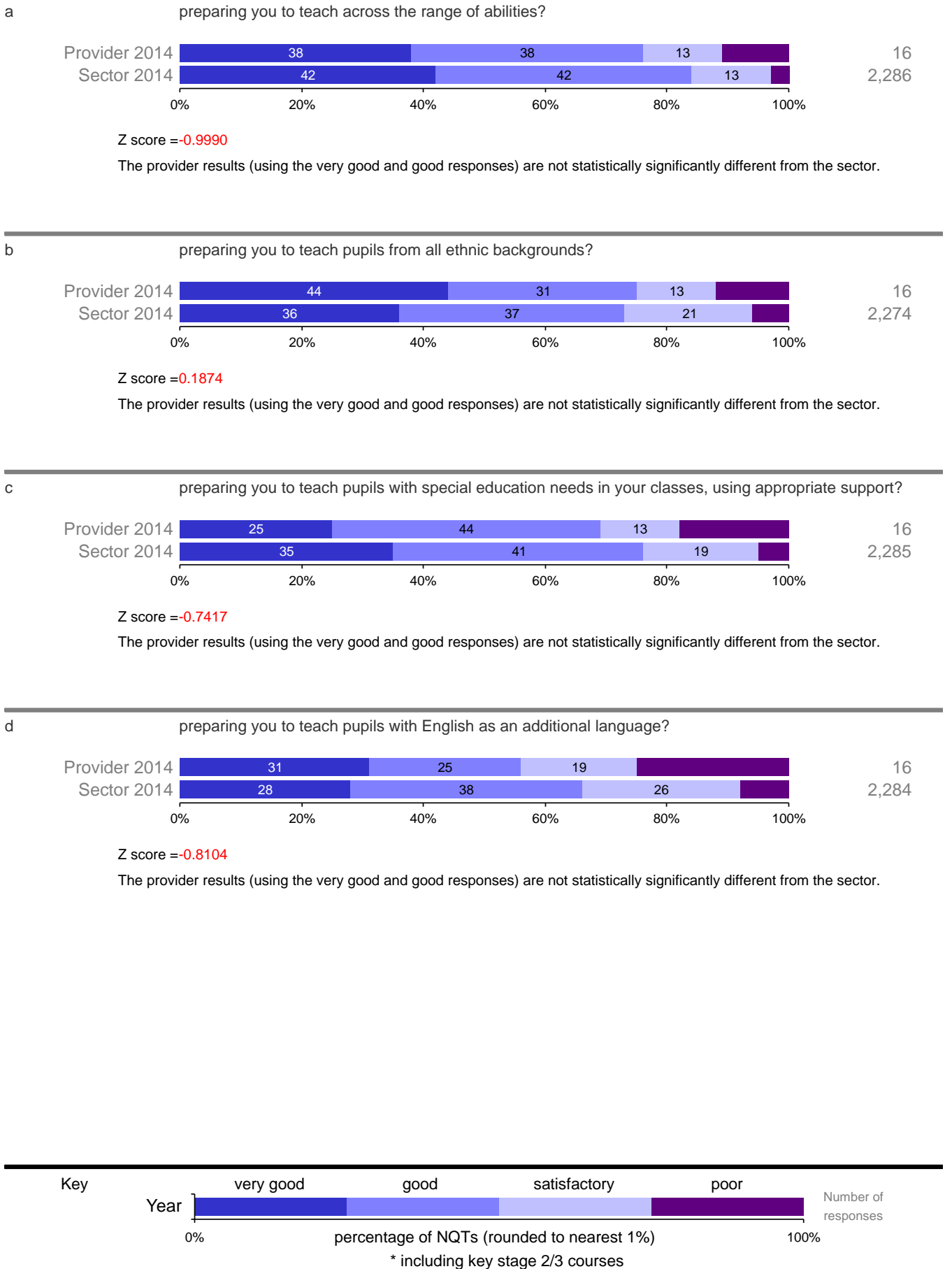
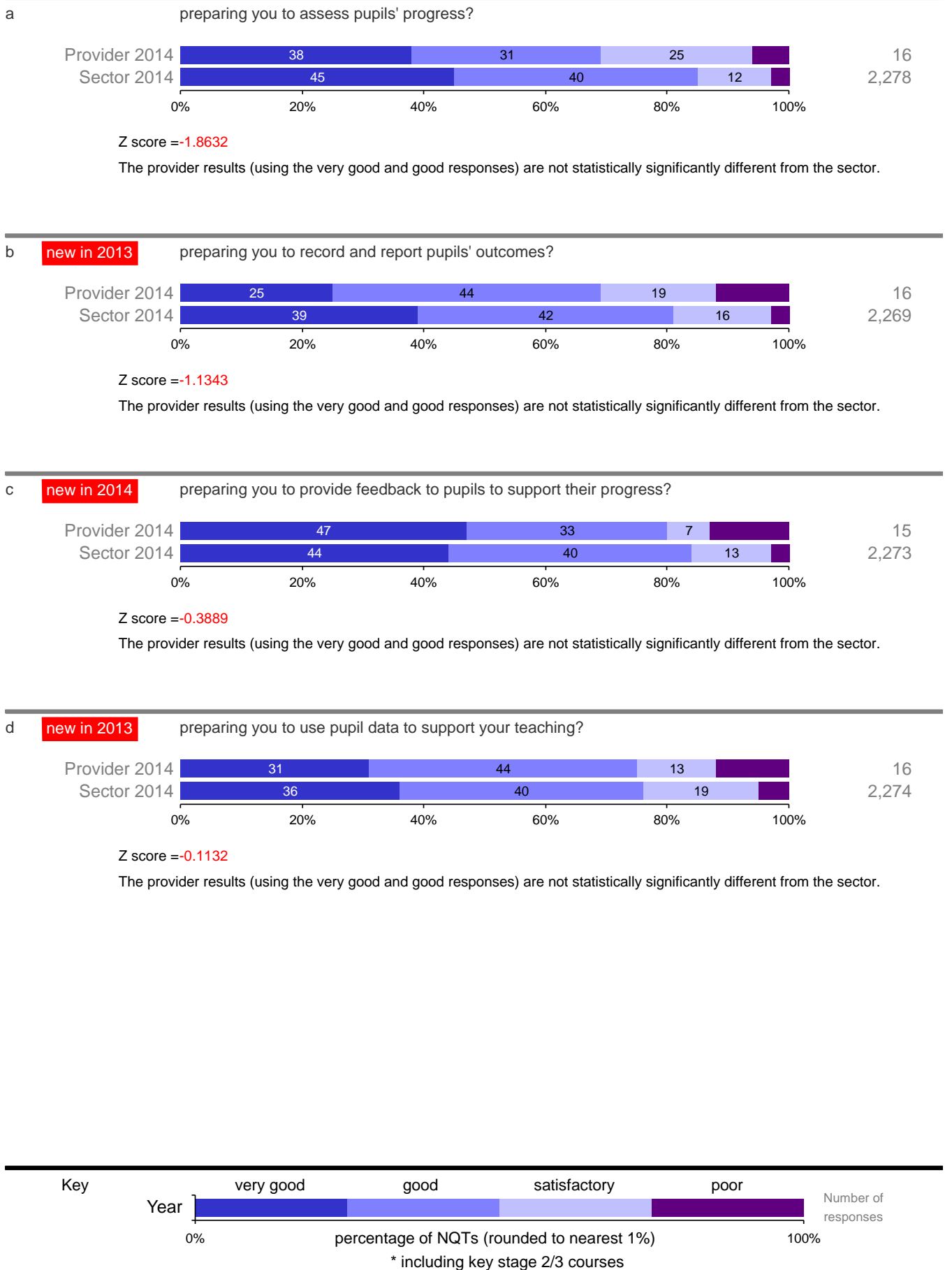


Figure 209 The newly qualified teacher survey
Brunel University, Secondary * courses.

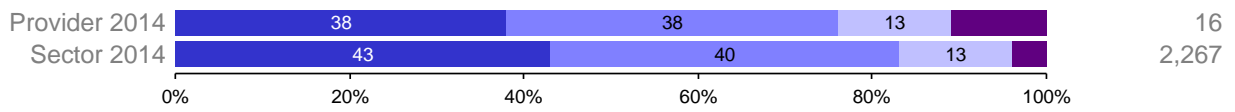
Q6 How NQTs rated their training in:



**Figure 2010 The newly qualified teacher survey
Brunel University, Secondary * courses.**

Q7 How NQTs rated their training in:

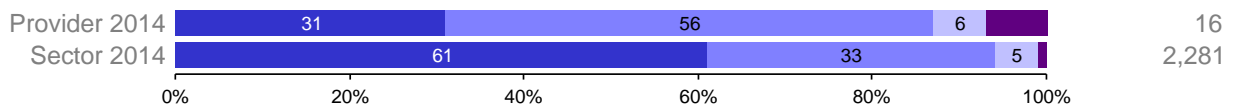
a preparing you to establish and maintain a good standard of behaviour in the classroom?



Z score = -0.8666

The provider results (using the very good and good responses) are not statistically significantly different from the sector.

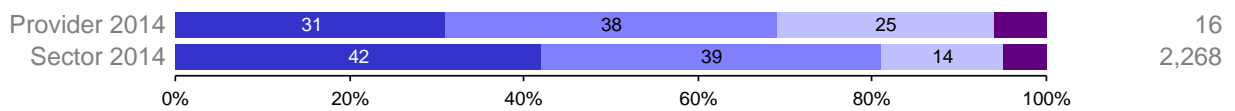
c preparing you for your teachers' statutory responsibility for the safeguarding of pupils?



Z score = -1.0747

The provider results (using the very good and good responses) are not statistically significantly different from the sector.

d **new in 2014** Please rate the effectiveness of your e-safety training?



Z score = -1.3558

The provider results (using the very good and good responses) are not statistically significantly different from the sector.

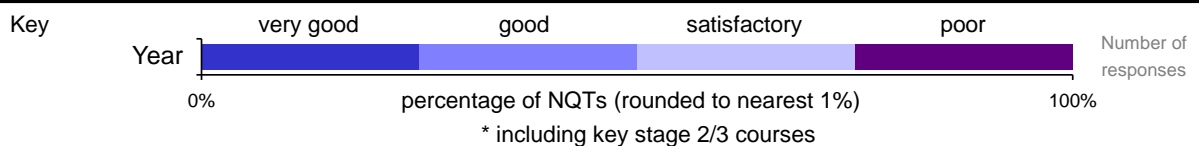
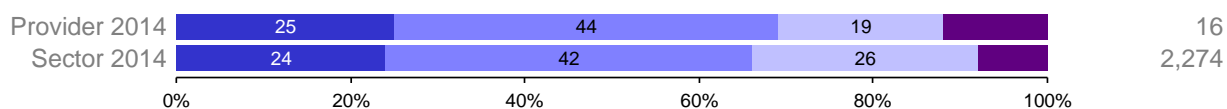


Figure 2011 The newly qualified teacher survey Brunel University, Secondary * courses.

Q8 How NQTs rated their training in:

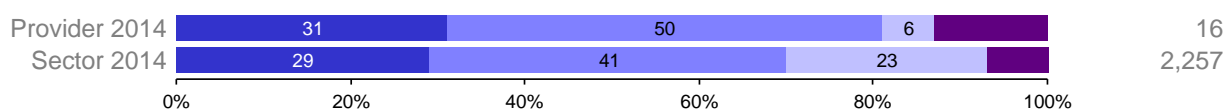
a preparing you to deploy support staff effectively?



Z score = 0.2054

The provider results (using the very good and good responses) are not statistically significantly different from the sector.

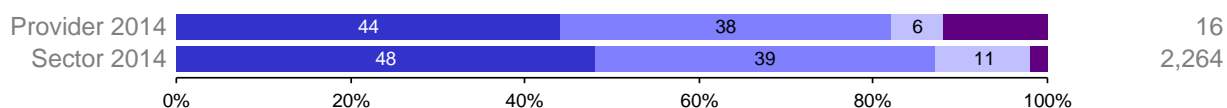
b preparing you to communicate with parents or carers?



Z score = 0.9755

The provider results (using the very good and good responses) are not statistically significantly different from the sector.

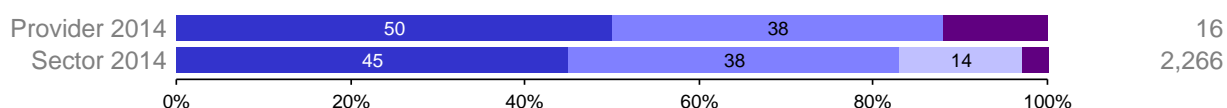
c new in 2013 preparing you to identify and address your own continuing professional development needs?



Z score = -0.6457

The provider results (using the very good and good responses) are not statistically significantly different from the sector.

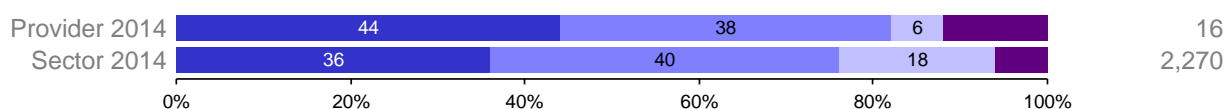
d new in 2013 preparing you to access educational research in your teaching?



Z score = 0.5227

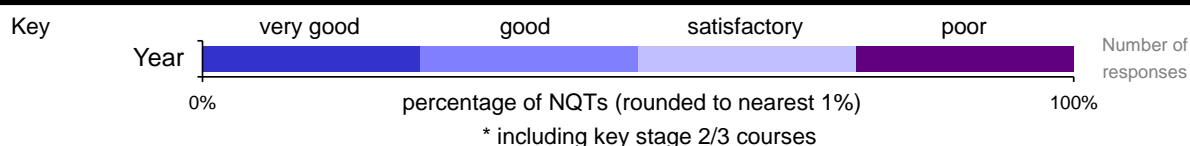
The provider results (using the very good and good responses) are not statistically significantly different from the sector.

e new in 2013 preparing you to assess the robustness of educational research?




Z score = 0.4986

The provider results (using the very good and good responses) are not statistically significantly different from the sector.



f **new in 2013** preparing you to understand and apply the findings from educational research?



Z score =0.8334

The provider results (using the very good and good responses) are not statistically significantly different from the sector.

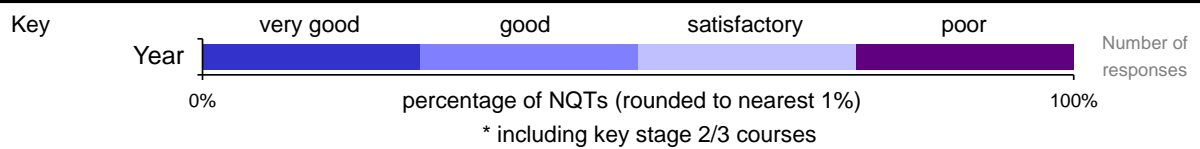
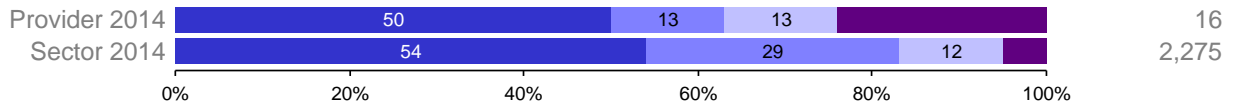


Figure 2012 The newly qualified teacher survey
Brunel University, Secondary * courses.

Q9 How NQTs rated their training in:

a preparing you to apply confidently for teaching positions (e.g. support with job applications and interviews)?



Z score = -2.1191

The provider results (using the very good and good responses) are statistically significantly different from the sector.

