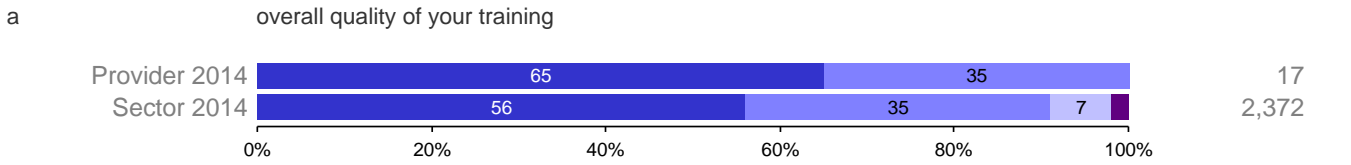


Figure 204

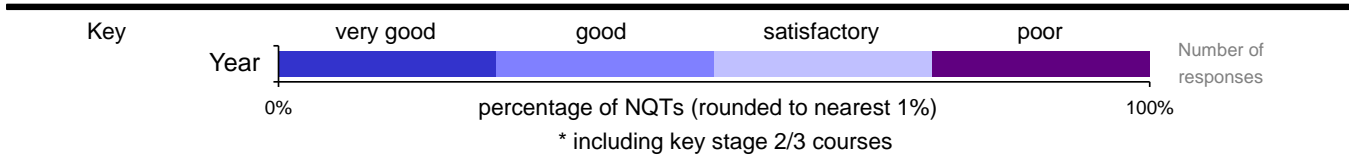
The newly qualified teacher survey  
Bromley Schools Collegiate SCITT, Secondary \* courses.

Q1 How NQTs rated:



Z score = 1.2336

The provider results (using the very good and good responses) are not statistically significantly different from the sector.



**Figure 205**

**The newly qualified teacher survey**  
**Bromley Schools Collegiate SCITT, Secondary \* courses.**

Q2 How NQTs rated their training in:

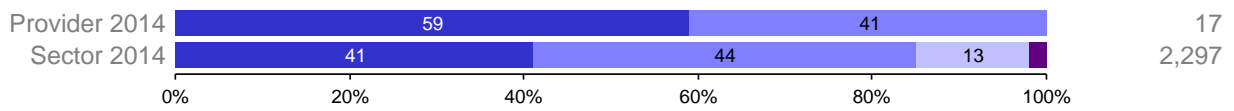
a **new in 2014** preparing you to be aware of pupils' capabilities and prior knowledge?



Z score = **1.7131**

The provider results (using the very good and good responses) are not statistically significantly different from the sector.

b **new in 2014** preparing you to guide pupils to reflect on the progress they have made and their emerging needs?



Z score = **1.7587**

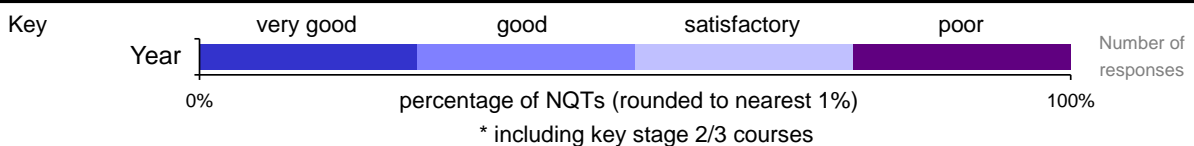
The provider results (using the very good and good responses) are not statistically significantly different from the sector.

c preparing you to integrate the theoretical elements of your programme with your practical experiences?



Z score = **1.9323**

The provider results (using the very good and good responses) are not statistically significantly different from the sector.

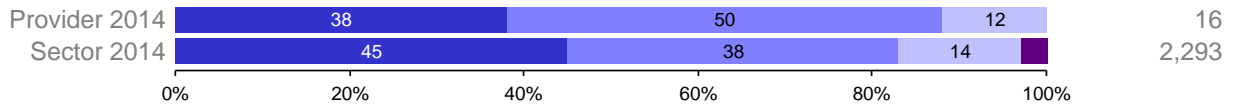


**Figure 206**

**The newly qualified teacher survey  
Bromley Schools Collegiate SCITT, Secondary \* courses.**

Q3 How NQTs rated their training in:

a preparing you understand the national curriculum?



Z score = 0.4495

The provider results (using the very good and good responses) are not statistically significantly different from the sector.

b preparing you to teach your specialist subject?

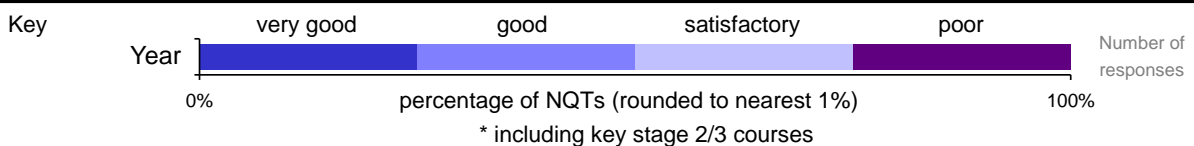


Z score = 1.4706

The provider results (using the very good and good responses) are not statistically significantly different from the sector.

c preparing you to teach reading, including phonics and comprehension? (primary NQTs only)

e preparing you to teach primary mathematics? (primary NQTs only)



**Figure 207**

**The newly qualified teacher survey  
Bromley Schools Collegiate SCITT, Secondary \* courses.**

Q4 How NQTs rated their training in:

---

a preparing you plan your teaching to achieve progression for pupils?



Z score = 1.5247

The provider results (using the very good and good responses) are not statistically significantly different from the sector.

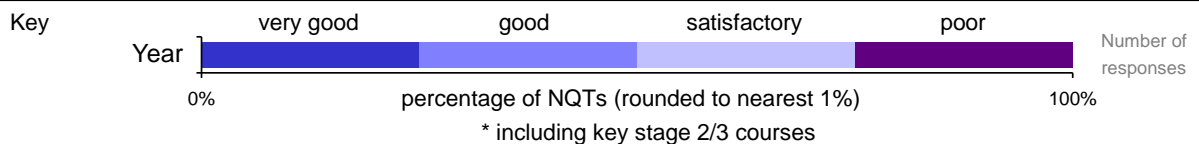
---

b preparing you to use a range of teaching methods that promote pupils' learning?



Z score = 1.1972

The provider results (using the very good and good responses) are not statistically significantly different from the sector.



**Figure 208**

**The newly qualified teacher survey**  
**Bromley Schools Collegiate SCITT, Secondary \* courses.**

Q5 How NQTs rated their training in:

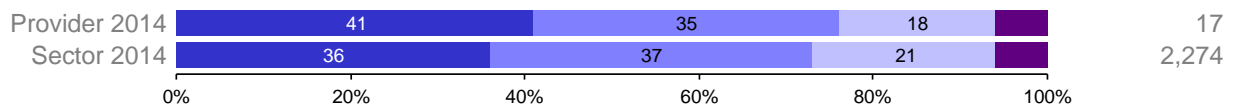
a preparing you to teach across the range of abilities?



Z score = **1.7872**

The provider results (using the very good and good responses) are not statistically significantly different from the sector.

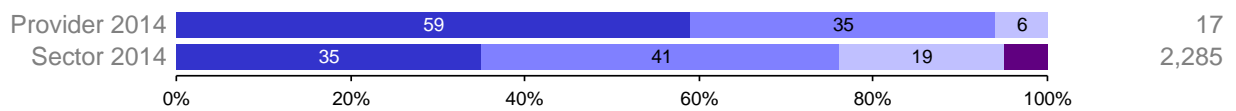
b preparing you to teach pupils from all ethnic backgrounds?



Z score = **0.3291**

The provider results (using the very good and good responses) are not statistically significantly different from the sector.

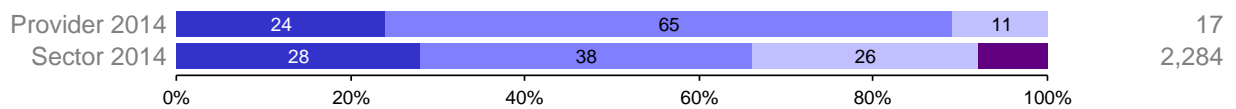
c preparing you to teach pupils with special education needs in your classes, using appropriate support?



Z score = **1.7008**

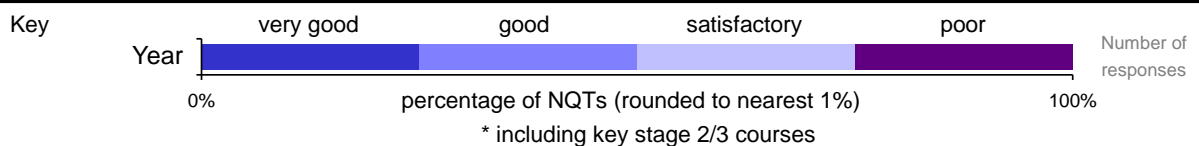
The provider results (using the very good and good responses) are not statistically significantly different from the sector.

d preparing you to teach pupils with English as an additional language?



Z score = **1.9383**

The provider results (using the very good and good responses) are not statistically significantly different from the sector.

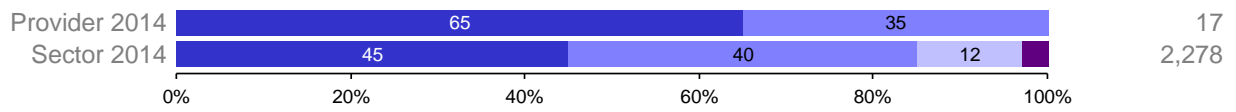


**Figure 209**

**The newly qualified teacher survey**  
**Bromley Schools Collegiate SCITT, Secondary \* courses.**

Q6 How NQTs rated their training in:

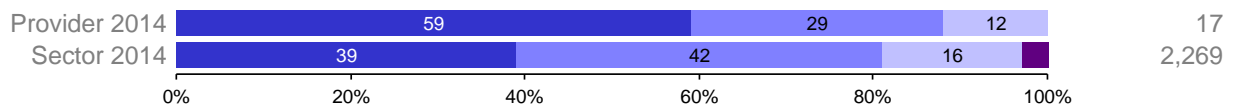
a preparing you to assess pupils' progress?



Z score = **1.7079**

The provider results (using the very good and good responses) are not statistically significantly different from the sector.

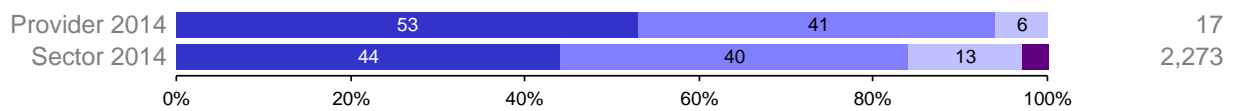
b **new in 2013** preparing you to record and report pupils' outcomes?



Z score = **0.8359**

The provider results (using the very good and good responses) are not statistically significantly different from the sector.

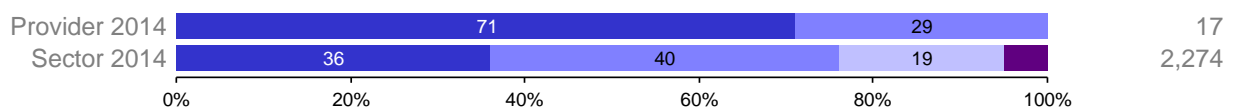
c **new in 2014** preparing you to provide feedback to pupils to support their progress?



Z score = **1.1589**

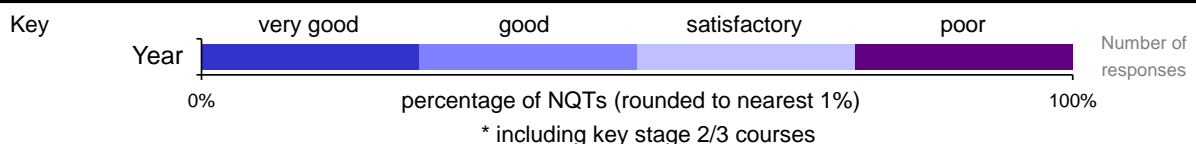
The provider results (using the very good and good responses) are not statistically significantly different from the sector.

d **new in 2013** preparing you to use pupil data to support your teaching?



Z score = **2.3010**

The provider results (using the very good and good responses) are statistically significantly different from the sector.



**Figure 2010**      **The newly qualified teacher survey**  
**Bromley Schools Collegiate SCITT, Secondary \* courses.**

Q7                      How NQTs rated their training in:

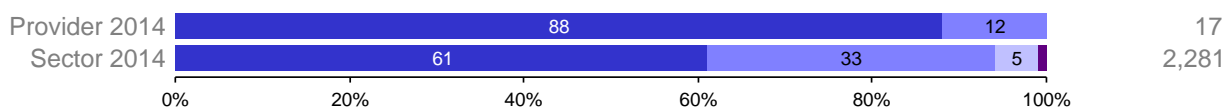
a                      preparing you to establish and maintain a good standard of behaviour in the classroom?



Z score = **1.8547**

The provider results (using the very good and good responses) are not statistically significantly different from the sector.

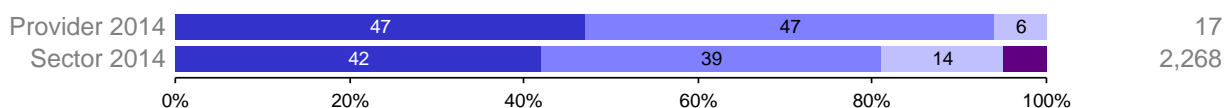
c                      preparing you for your teachers' statutory responsibility for the safeguarding of pupils?



Z score = **1.0461**

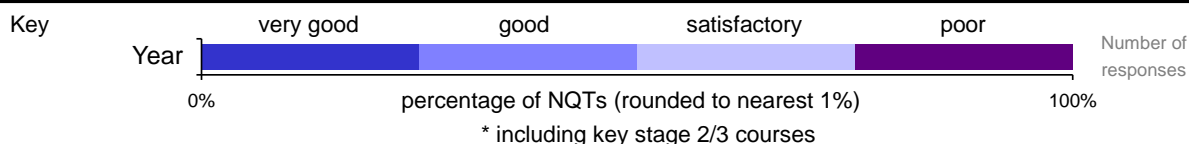
The provider results (using the very good and good responses) are not statistically significantly different from the sector.

d                      **new in 2014** Please rate the effectiveness of your e-safety training?



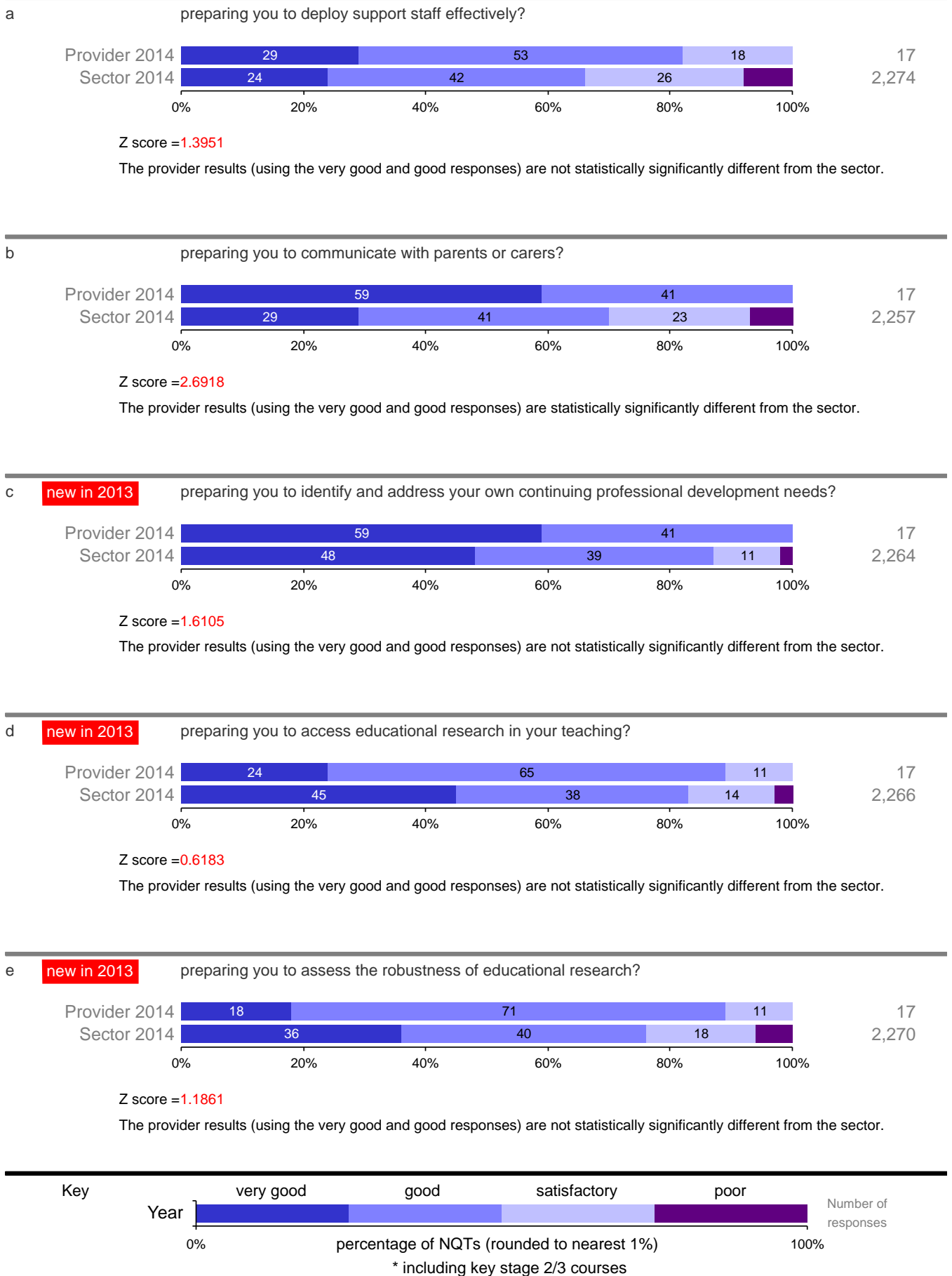
Z score = **1.3078**

The provider results (using the very good and good responses) are not statistically significantly different from the sector.




**Figure 2011 The newly qualified teacher survey**  
**Bromley Schools Collegiate SCITT, Secondary \* courses.**

Q8 How NQTs rated their training in:



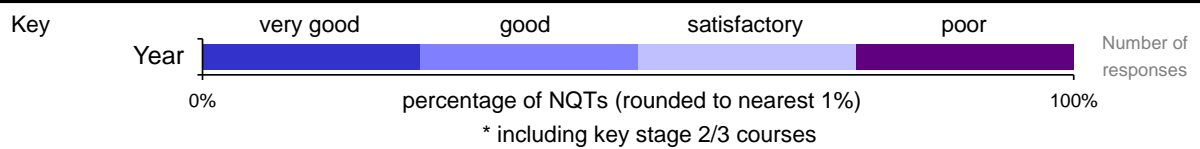


f **new in 2013** preparing you to understand and apply the findings from educational research?



Z score = 1.5283

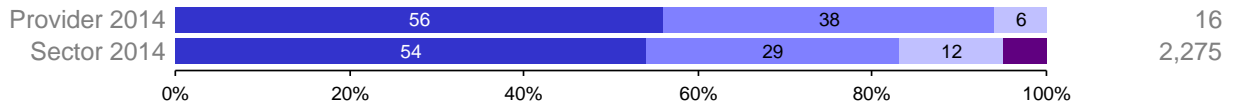
The provider results (using the very good and good responses) are not statistically significantly different from the sector.



**Figure 2012 The newly qualified teacher survey**  
**Bromley Schools Collegiate SCITT, Secondary \* courses.**

Q9 How NQTs rated their training in:

a preparing you to apply confidently for teaching positions (e.g. support with job applications and interviews)?



Z score = 1.1680

The provider results (using the very good and good responses) are not statistically significantly different from the sector.

