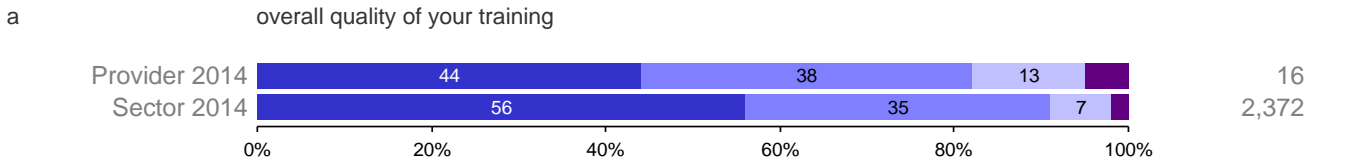


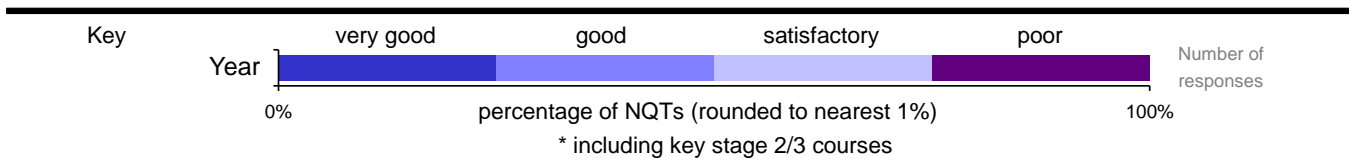
Figure 204 The newly qualified teacher survey
Bradford College, Secondary * courses.

Q1 How NQTs rated:



Z score = -1.5221

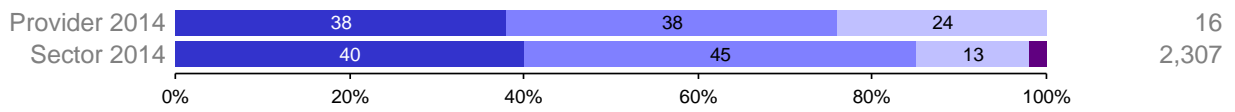
The provider results (using the very good and good responses) are not statistically significantly different from the sector.



**Figure 205 The newly qualified teacher survey
Bradford College, Secondary * courses.**

Q2 How NQTs rated their training in:

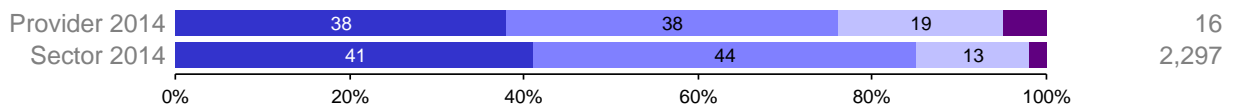
a **new in 2014** preparing you to be aware of pupils' capabilities and prior knowledge?



Z score = -1.1517

The provider results (using the very good and good responses) are not statistically significantly different from the sector.

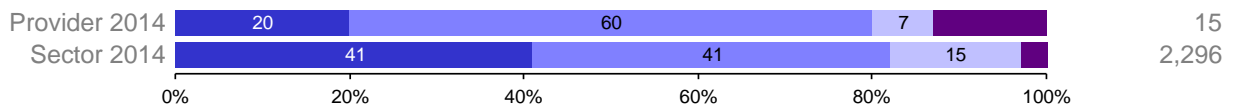
b **new in 2014** preparing you to guide pupils to reflect on the progress they have made and their emerging needs?



Z score = -1.0567

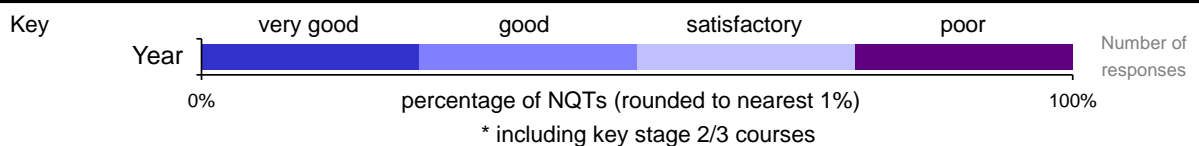
The provider results (using the very good and good responses) are not statistically significantly different from the sector.

c preparing you to integrate the theoretical elements of your programme with your practical experiences?



Z score = -0.1976

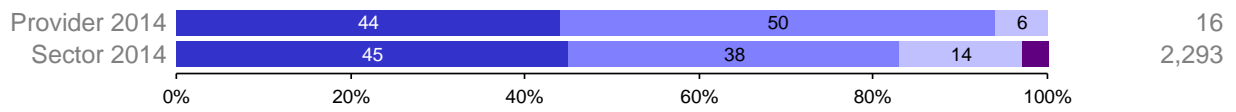
The provider results (using the very good and good responses) are not statistically significantly different from the sector.



**Figure 206 The newly qualified teacher survey
Bradford College, Secondary * courses.**

Q3 How NQTs rated their training in:

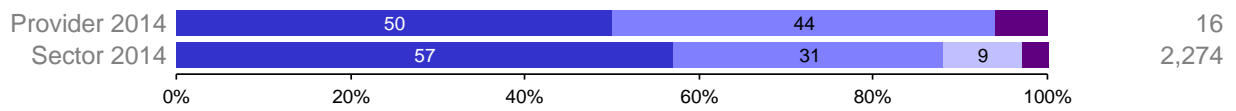
a preparing you understand the national curriculum?



Z score = 1.1190

The provider results (using the very good and good responses) are not statistically significantly different from the sector.

b preparing you to teach your specialist subject?

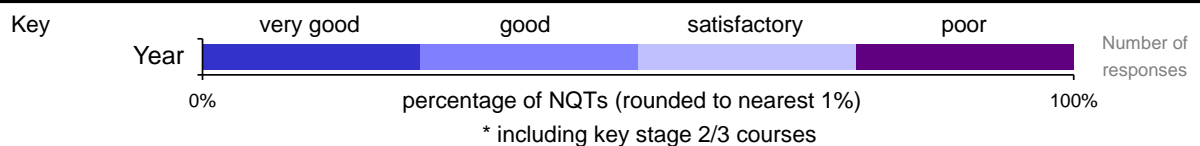


Z score = 0.6982

The provider results (using the very good and good responses) are not statistically significantly different from the sector.

c preparing you to teach reading, including phonics and comprehension? (primary NQTs only)

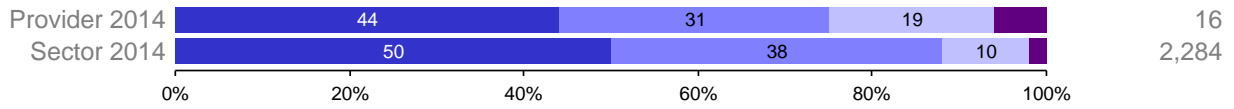
e preparing you to teach primary mathematics? (primary NQTs only)



**Figure 207 The newly qualified teacher survey
Bradford College, Secondary * courses.**

Q4 How NQTs rated their training in:

a preparing you plan your teaching to achieve progression for pupils?



Z score = -1.5822

The provider results (using the very good and good responses) are not statistically significantly different from the sector.

b preparing you to use a range of teaching methods that promote pupils' learning?



Z score = -2.5448

The provider results (using the very good and good responses) are statistically significantly different from the sector.

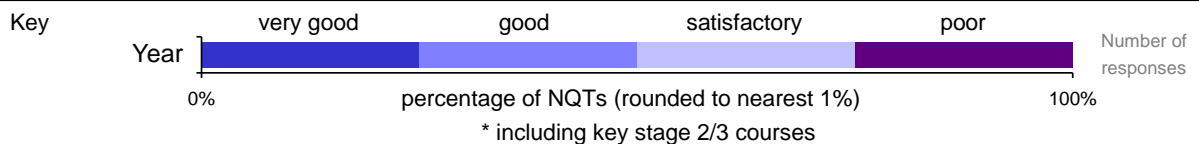
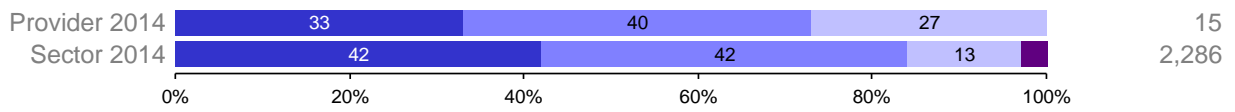


Figure 208 The newly qualified teacher survey
Bradford College, Secondary * courses.

Q5 How NQTs rated their training in:

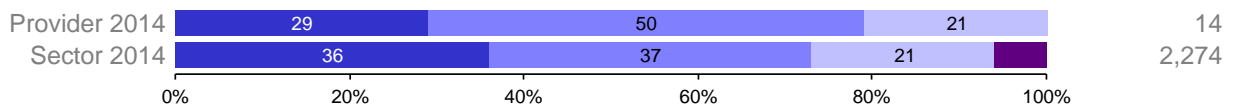
a preparing you to teach across the range of abilities?



Z score = -1.1432

The provider results (using the very good and good responses) are not statistically significantly different from the sector.

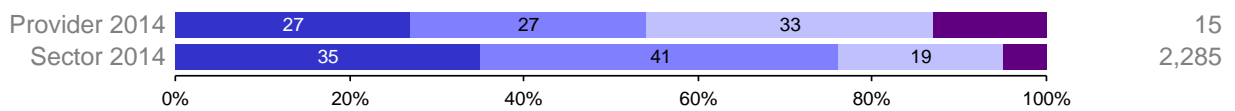
b preparing you to teach pupils from all ethnic backgrounds?



Z score = 0.4753

The provider results (using the very good and good responses) are not statistically significantly different from the sector.

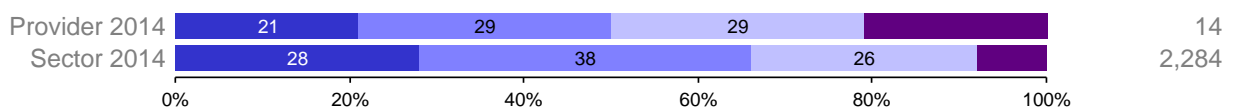
c preparing you to teach pupils with special education needs in your classes, using appropriate support?



Z score = -2.1204

The provider results (using the very good and good responses) are statistically significantly different from the sector.

d preparing you to teach pupils with English as an additional language?



Z score = -1.2497

The provider results (using the very good and good responses) are not statistically significantly different from the sector.

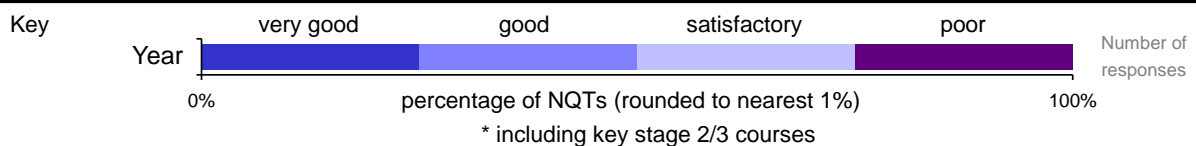
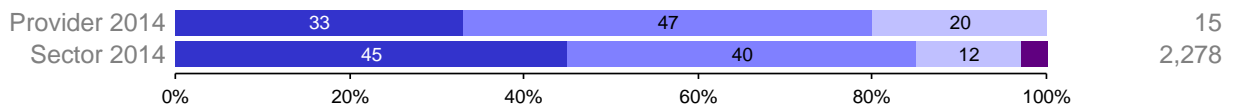


Figure 209 The newly qualified teacher survey
Bradford College, Secondary * courses.

Q6 How NQTs rated their training in:

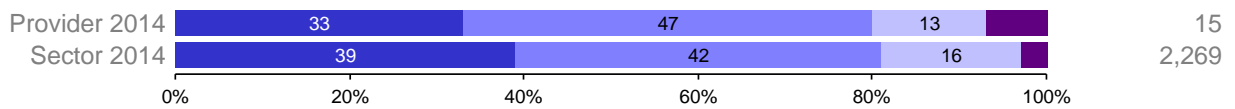
a preparing you to assess pupils' progress?



Z score = -0.5820

The provider results (using the very good and good responses) are not statistically significantly different from the sector.

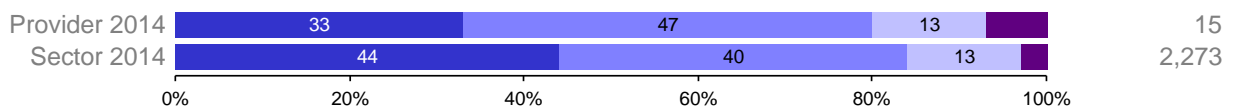
b **new in 2013** preparing you to record and report pupils' outcomes?



Z score = -0.0119

The provider results (using the very good and good responses) are not statistically significantly different from the sector.

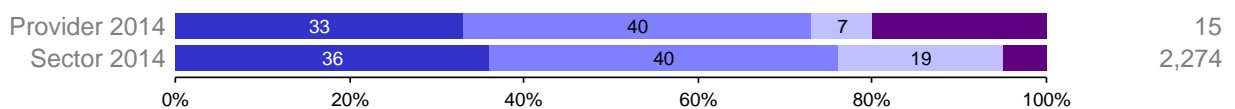
c **new in 2014** preparing you to provide feedback to pupils to support their progress?



Z score = -0.3889

The provider results (using the very good and good responses) are not statistically significantly different from the sector.

d **new in 2013** preparing you to use pupil data to support your teaching?



Z score = -0.2607

The provider results (using the very good and good responses) are not statistically significantly different from the sector.

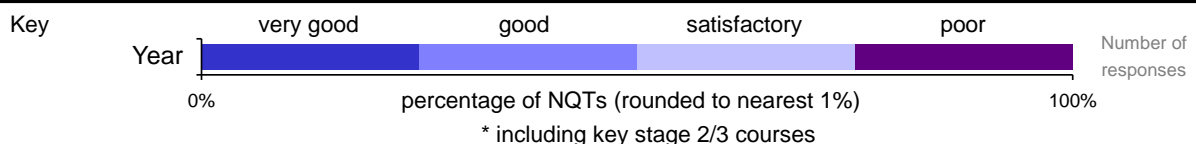
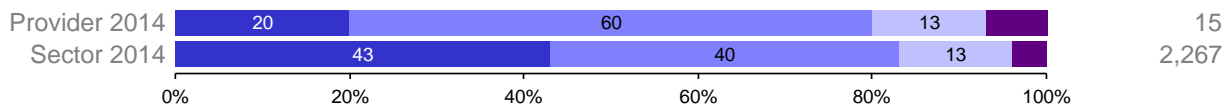


Figure 2010 The newly qualified teacher survey
Bradford College, Secondary * courses.

Q7 How NQTs rated their training in:

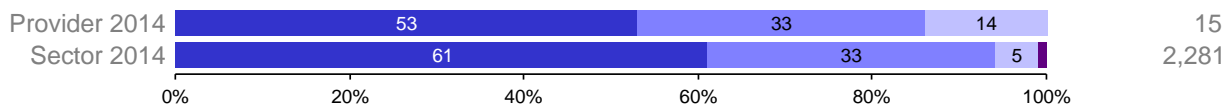
a preparing you to establish and maintain a good standard of behaviour in the classroom?



Z score = -0.3246

The provider results (using the very good and good responses) are not statistically significantly different from the sector.

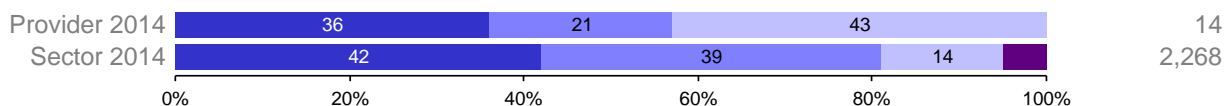
c preparing you for your teachers' statutory responsibility for the safeguarding of pupils?



Z score = -1.1750

The provider results (using the very good and good responses) are not statistically significantly different from the sector.

d **new in 2014** Please rate the effectiveness of your e-safety training?



Z score = -2.3876

The provider results (using the very good and good responses) are statistically significantly different from the sector.

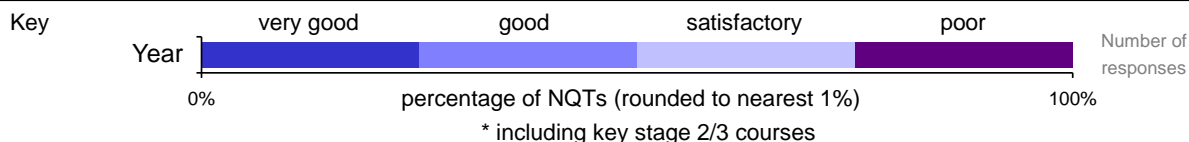
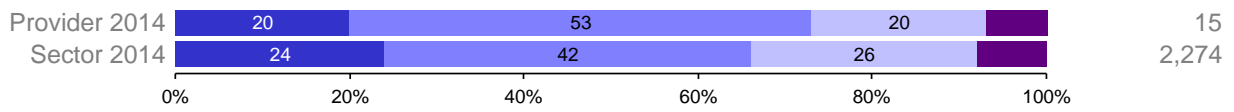


Figure 2011 The newly qualified teacher survey
Bradford College, Secondary * courses.

Q8 How NQTs rated their training in:

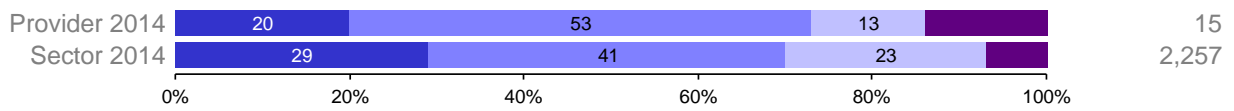
a preparing you to deploy support staff effectively?



Z score =0.5734

The provider results (using the very good and good responses) are not statistically significantly different from the sector.

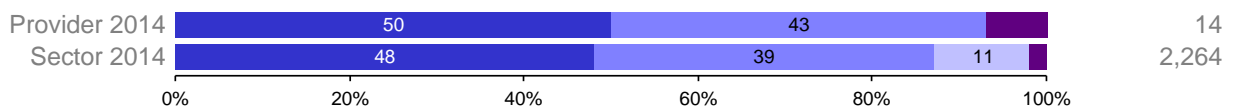
b preparing you to communicate with parents or carers?



Z score =0.2769

The provider results (using the very good and good responses) are not statistically significantly different from the sector.

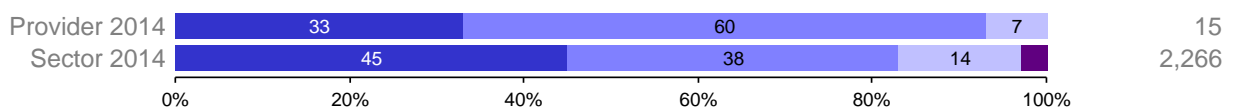
c **new in 2013** preparing you to identify and address your own continuing professional development needs?



Z score =0.6728

The provider results (using the very good and good responses) are not statistically significantly different from the sector.

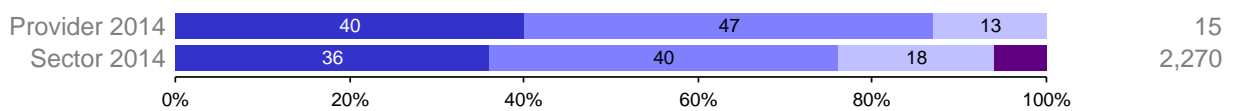
d **new in 2013** preparing you to access educational research in your teaching?



Z score =1.1005

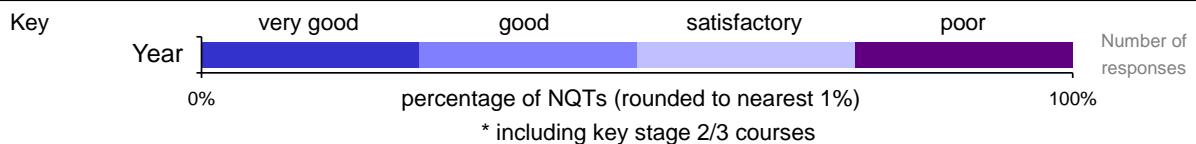
The provider results (using the very good and good responses) are not statistically significantly different from the sector.

e **new in 2013** preparing you to assess the robustness of educational research?




Z score =0.9725

The provider results (using the very good and good responses) are not statistically significantly different from the sector.



f **new in 2013** preparing you to understand and apply the findings from educational research?



Z score = **0.7279**

The provider results (using the very good and good responses) are not statistically significantly different from the sector.

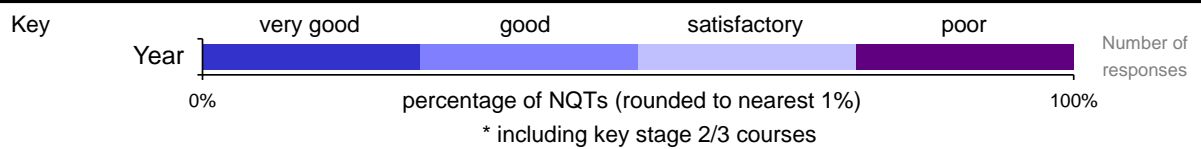
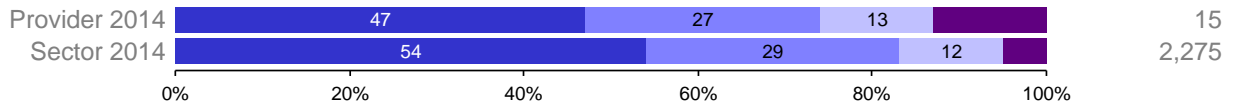


Figure 2012 The newly qualified teacher survey
Bradford College, Secondary * courses.

Q9 How NQTs rated their training in:

a preparing you to apply confidently for teaching positions (e.g. support with job applications and interviews)?



Z score = -0.9523

The provider results (using the very good and good responses) are not statistically significantly different from the sector.

