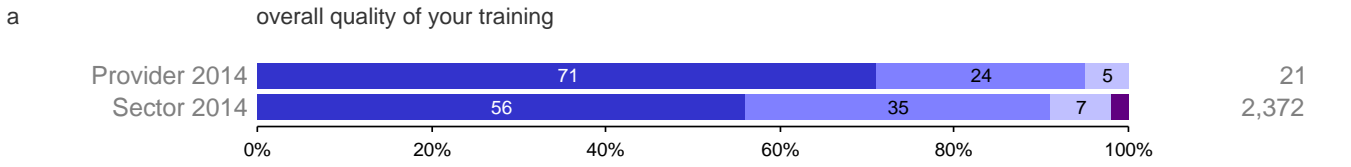


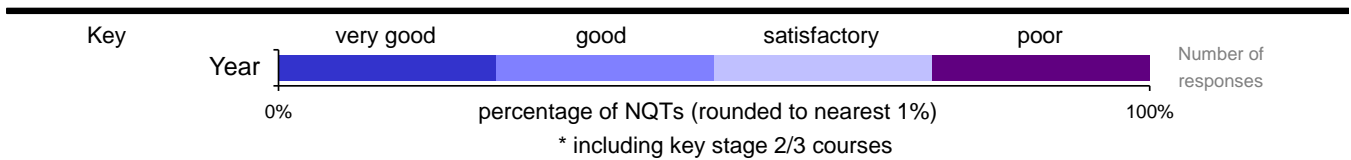
**Figure 204** The newly qualified teacher survey  
Birmingham City University, Secondary \* courses.

Q1 How NQTs rated:



Z score =0.5755

The provider results (using the very good and good responses) are not statistically significantly different from the sector.



**Figure 205**

**The newly qualified teacher survey  
Birmingham City University, Secondary \* courses.**

Q2 How NQTs rated their training in:

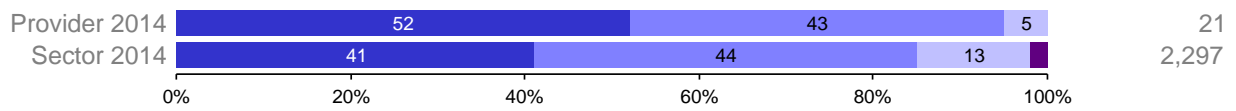
a **new in 2014** preparing you to be aware of pupils' capabilities and prior knowledge?



Z score = **1.2870**

The provider results (using the very good and good responses) are not statistically significantly different from the sector.

b **new in 2014** preparing you to guide pupils to reflect on the progress they have made and their emerging needs?



Z score = **1.3490**

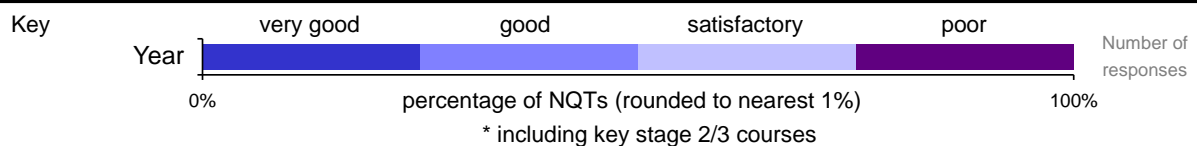
The provider results (using the very good and good responses) are not statistically significantly different from the sector.

c preparing you to integrate the theoretical elements of your programme with your practical experiences?



Z score = **1.5787**

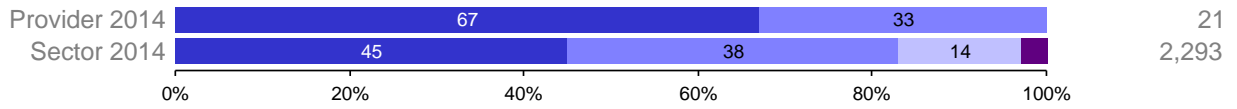
The provider results (using the very good and good responses) are not statistically significantly different from the sector.



**Figure 206**      **The newly qualified teacher survey**  
**Birmingham City University, Secondary \* courses.**

Q3                      How NQTs rated their training in:

a                      preparing you understand the national curriculum?



Z score = **2.0503**

The provider results (using the very good and good responses) are statistically significantly different from the sector.

b                      preparing you to teach your specialist subject?

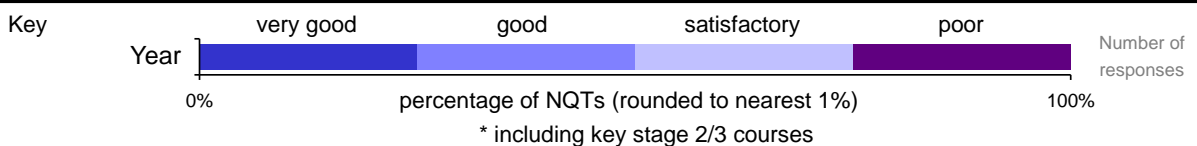


Z score = **1.6845**

The provider results (using the very good and good responses) are not statistically significantly different from the sector.

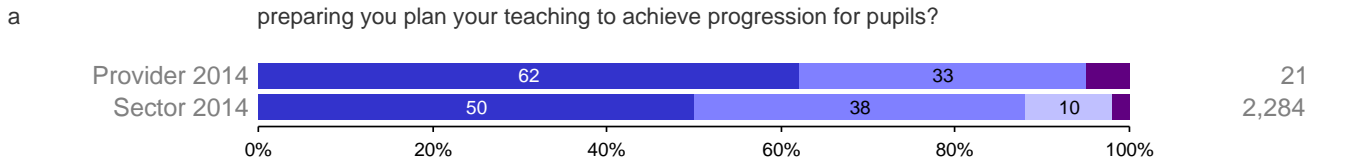
c                      preparing you to teach reading, including phonics and comprehension? (primary NQTs only)

e                      preparing you to teach primary mathematics? (primary NQTs only)



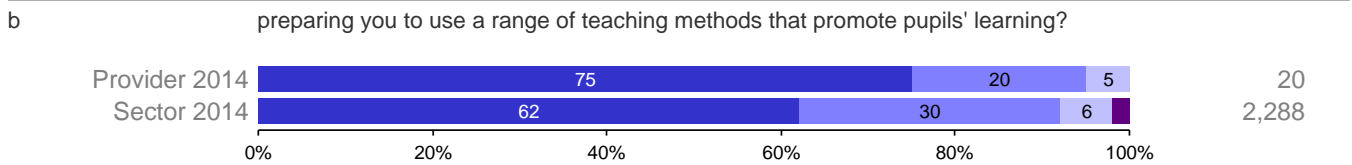
**Figure 207 The newly qualified teacher survey  
Birmingham City University, Secondary \* courses.**

Q4 How NQTs rated their training in:



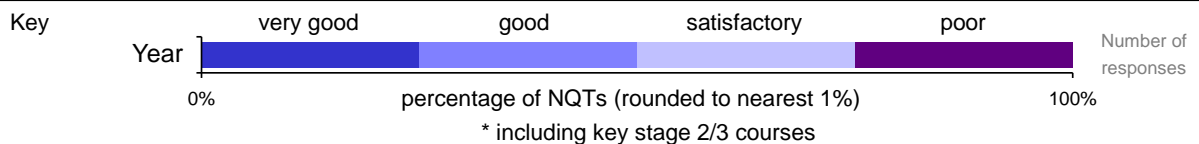
Z score = 1.0227

The provider results (using the very good and good responses) are not statistically significantly different from the sector.



Z score = 0.4628

The provider results (using the very good and good responses) are not statistically significantly different from the sector.



**Figure 208**

**The newly qualified teacher survey  
Birmingham City University, Secondary \* courses.**

Q5 How NQTs rated their training in:

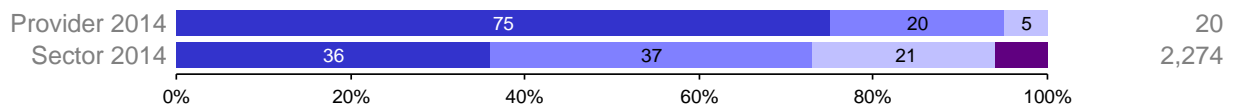
a preparing you to teach across the range of abilities?



Z score = **1.9861**

The provider results (using the very good and good responses) are statistically significantly different from the sector.

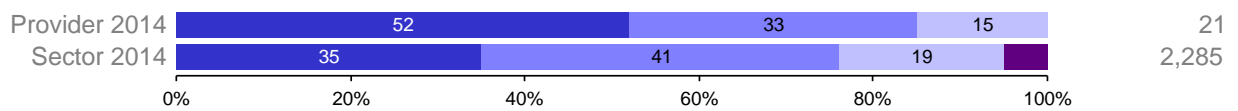
b preparing you to teach pupils from all ethnic backgrounds?



Z score = **2.2180**

The provider results (using the very good and good responses) are statistically significantly different from the sector.

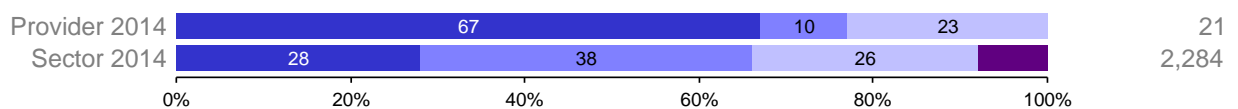
c preparing you to teach pupils with special education needs in your classes, using appropriate support?



Z score = **0.9804**

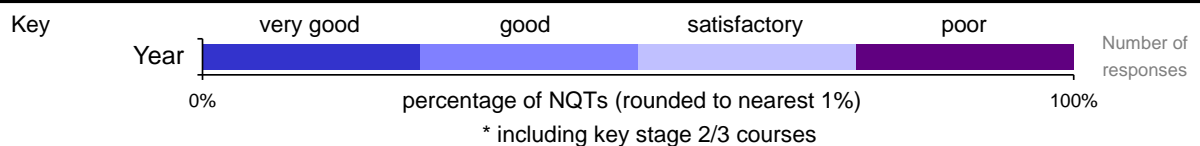
The provider results (using the very good and good responses) are not statistically significantly different from the sector.

d preparing you to teach pupils with English as an additional language?



Z score = **0.9915**

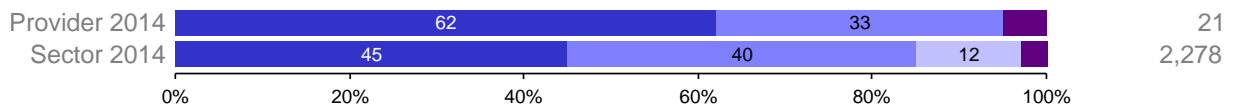
The provider results (using the very good and good responses) are not statistically significantly different from the sector.



**Figure 209**      **The newly qualified teacher survey**  
**Birmingham City University, Secondary \* courses.**

Q6                      How NQTs rated their training in:

a                      preparing you to assess pupils' progress?



Z score = **1.2800**

The provider results (using the very good and good responses) are not statistically significantly different from the sector.

b **new in 2013**      preparing you to record and report pupils' outcomes?



Z score = **1.1855**

The provider results (using the very good and good responses) are not statistically significantly different from the sector.

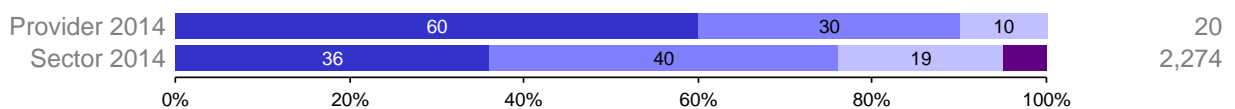
c **new in 2014**      preparing you to provide feedback to pupils to support their progress?



Z score = **1.4268**

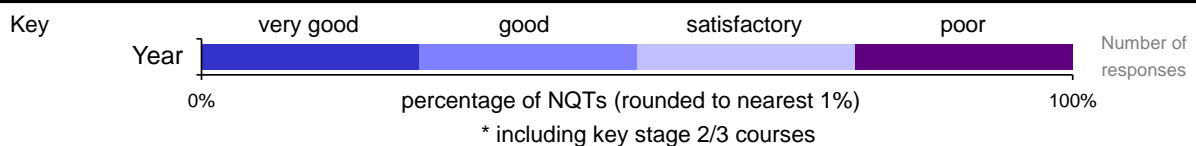
The provider results (using the very good and good responses) are not statistically significantly different from the sector.

d **new in 2013**      preparing you to use pupil data to support your teaching?



Z score = **1.4446**

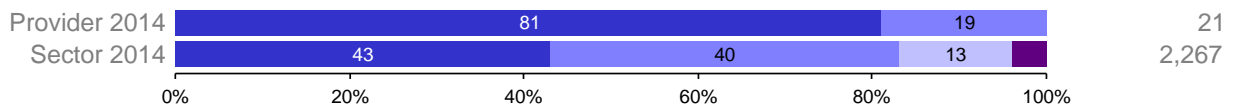
The provider results (using the very good and good responses) are not statistically significantly different from the sector.



**Figure 2010 The newly qualified teacher survey  
Birmingham City University, Secondary \* courses.**

Q7 How NQTs rated their training in:

a preparing you to establish and maintain a good standard of behaviour in the classroom?



Z score =2.0611

The provider results (using the very good and good responses) are statistically significantly different from the sector.

c preparing you for your teachers' statutory responsibility for the safeguarding of pupils?



Z score =0.2467

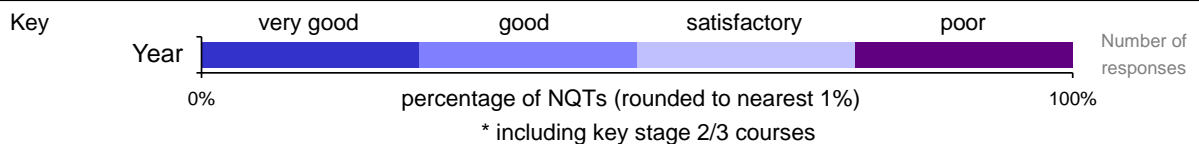
The provider results (using the very good and good responses) are not statistically significantly different from the sector.

d **new in 2014** Please rate the effectiveness of your e-safety training?



Z score =1.5863

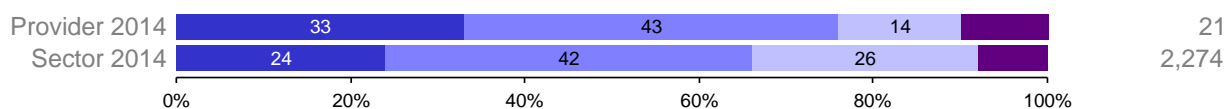
The provider results (using the very good and good responses) are not statistically significantly different from the sector.



**Figure 2011 The newly qualified teacher survey**  
**Birmingham City University, Secondary \* courses.**

Q8 How NQTs rated their training in:

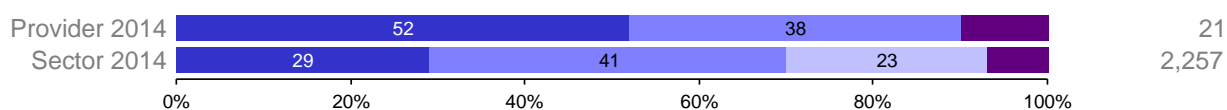
a preparing you to deploy support staff effectively?



Z score = 0.9538

The provider results (using the very good and good responses) are not statistically significantly different from the sector.

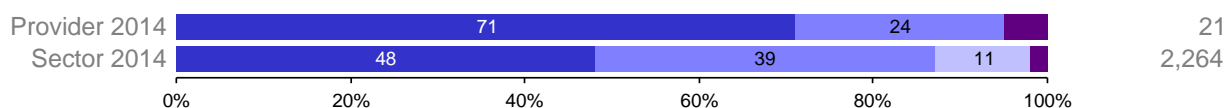
b preparing you to communicate with parents or carers?



Z score = 2.0380

The provider results (using the very good and good responses) are statistically significantly different from the sector.

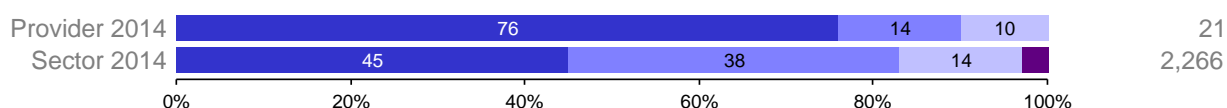
c **new in 2013** preparing you to identify and address your own continuing professional development needs?



Z score = 1.1450

The provider results (using the very good and good responses) are not statistically significantly different from the sector.

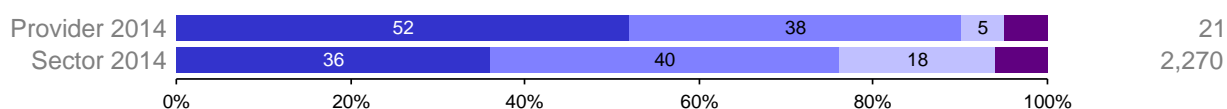
d **new in 2013** preparing you to access educational research in your teaching?



Z score = 0.9568

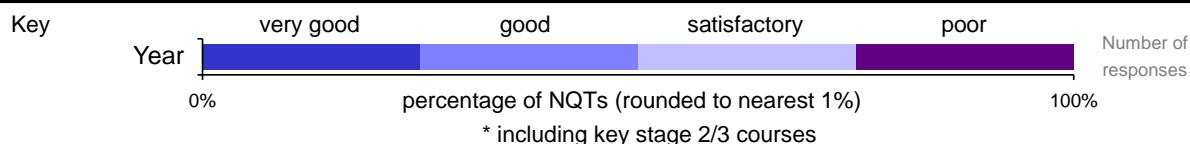
The provider results (using the very good and good responses) are not statistically significantly different from the sector.

e **new in 2013** preparing you to assess the robustness of educational research?



Z score = 1.5573

The provider results (using the very good and good responses) are not statistically significantly different from the sector.



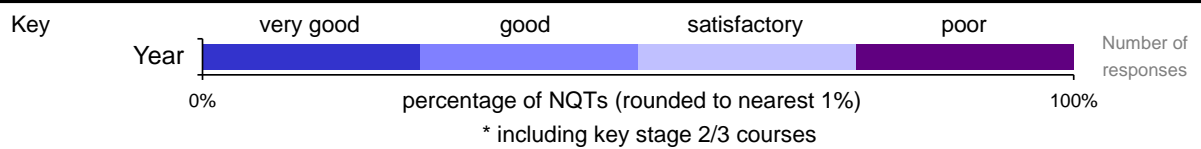


f **new in 2013** preparing you to understand and apply the findings from educational research?



Z score = 1.2884

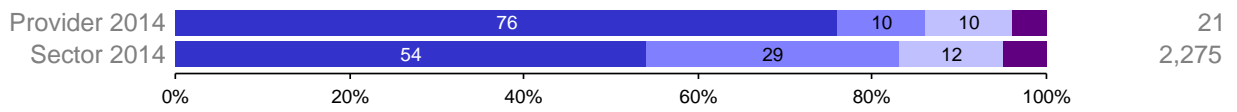
The provider results (using the very good and good responses) are not statistically significantly different from the sector.



**Figure 2012**      **The newly qualified teacher survey**  
**Birmingham City University, Secondary \* courses.**

Q9                      How NQTs rated their training in:

a                      preparing you to apply confidently for teaching positions (e.g. support with job applications and interviews)?



Z score = **0.3658**

The provider results (using the very good and good responses) are not statistically significantly different from the sector.

