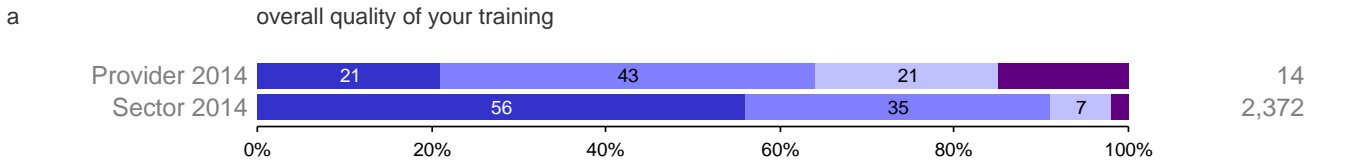


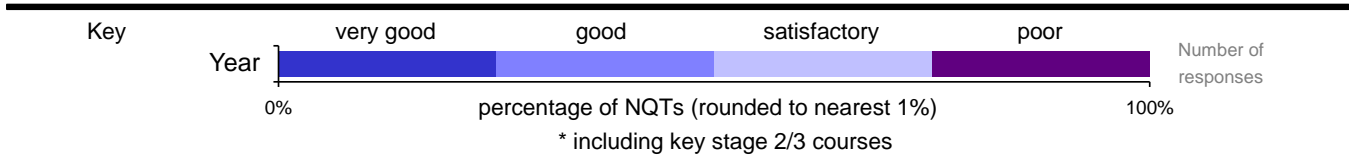
**Figure 204** The newly qualified teacher survey  
Bath Spa University, Secondary \* courses.

Q1 How NQTs rated:



Z score = -3.7011

The provider results (using the very good and good responses) are statistically significantly different from the sector.



**Figure 205**      **The newly qualified teacher survey**  
**Bath Spa University, Secondary \* courses.**

Q2                      How NQTs rated their training in:

a      **new in 2014**      preparing you to be aware of pupils' capabilities and prior knowledge?



Z score = -2.6146

The provider results (using the very good and good responses) are statistically significantly different from the sector.


b      **new in 2014**      preparing you to guide pupils to reflect on the progress they have made and their emerging needs?



Z score = -2.5034

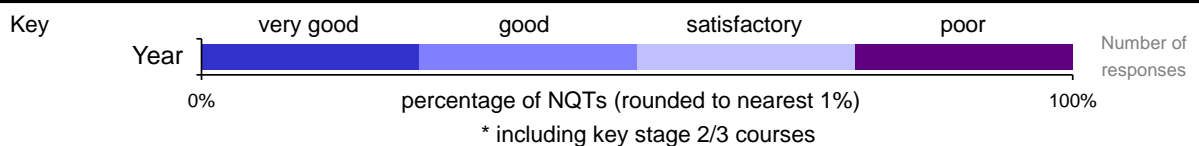
The provider results (using the very good and good responses) are statistically significantly different from the sector.

c                      preparing you to integrate the theoretical elements of your programme with your practical experiences?



Z score = -2.1185

The provider results (using the very good and good responses) are statistically significantly different from the sector.

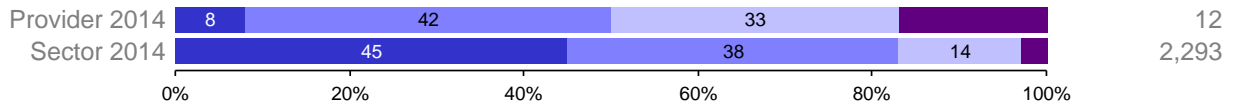


**Figure 206**      **The newly qualified teacher survey**  
**Bath Spa University, Secondary \* courses.**

Q3                      How NQTs rated their training in:

---

a                      preparing you understand the national curriculum?

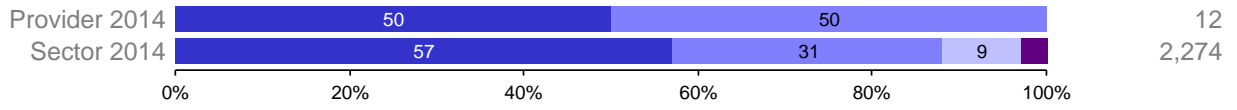


Z score = -3.0716

The provider results (using the very good and good responses) are statistically significantly different from the sector.

---

b                      preparing you to teach your specialist subject?



Z score = 1.2737

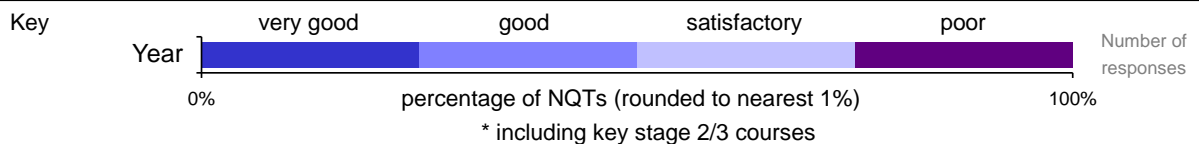
The provider results (using the very good and good responses) are not statistically significantly different from the sector.

---

c                      preparing you to teach reading, including phonics and comprehension? (primary NQTs only)

---

e                      preparing you to teach primary mathematics? (primary NQTs only)

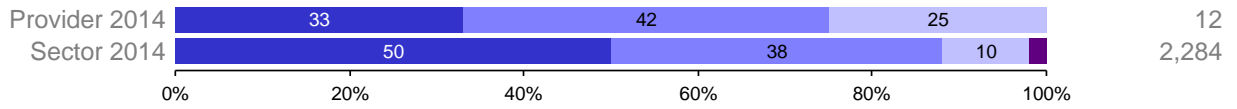


**Figure 207**      **The newly qualified teacher survey**  
**Bath Spa University, Secondary \* courses.**

Q4                      How NQTs rated their training in:

---

a                      preparing you plan your teaching to achieve progression for pupils?

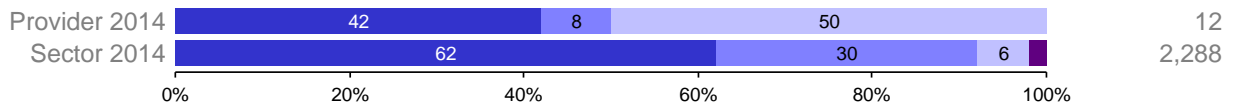


Z score = -1.3726

The provider results (using the very good and good responses) are not statistically significantly different from the sector.

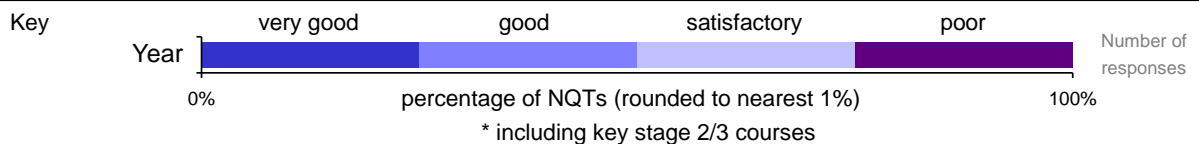
---

b                      preparing you to use a range of teaching methods that promote pupils' learning?



Z score = -5.3767

The provider results (using the very good and good responses) are statistically significantly different from the sector.



**Figure 208**      **The newly qualified teacher survey**  
**Bath Spa University, Secondary \* courses.**

Q5                      How NQTs rated their training in:

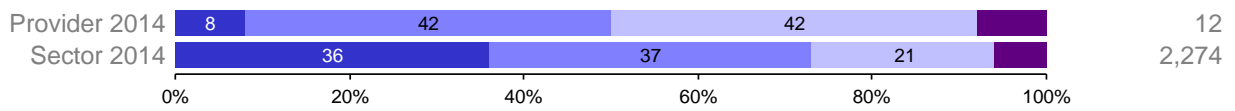
a                      preparing you to teach across the range of abilities?



Z score = -1.6521

The provider results (using the very good and good responses) are not statistically significantly different from the sector.

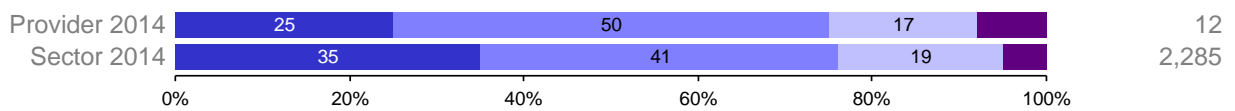
b                      preparing you to teach pupils from all ethnic backgrounds?



Z score = -1.7787

The provider results (using the very good and good responses) are not statistically significantly different from the sector.

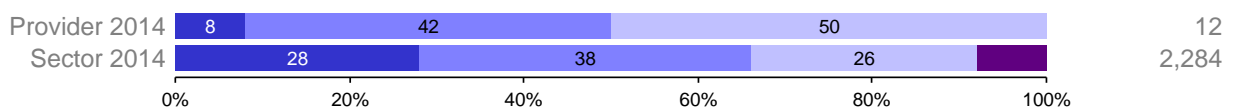
c                      preparing you to teach pupils with special education needs in your classes, using appropriate support?



Z score = -0.1331

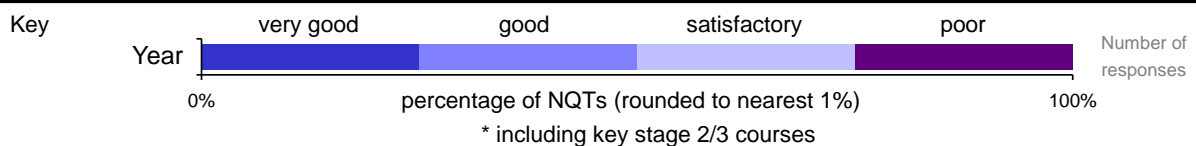
The provider results (using the very good and good responses) are not statistically significantly different from the sector.

d                      preparing you to teach pupils with English as an additional language?



Z score = -1.1576

The provider results (using the very good and good responses) are not statistically significantly different from the sector.



**Figure 209** The newly qualified teacher survey  
Bath Spa University, Secondary \* courses.

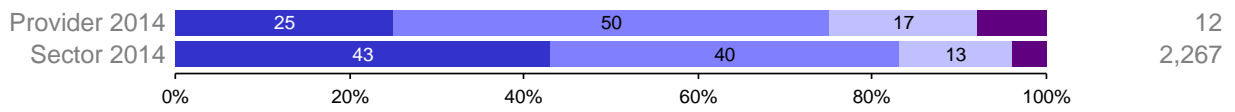
Q6 How NQTs rated their training in:



**Figure 2010 The newly qualified teacher survey  
Bath Spa University, Secondary \* courses.**

Q7 How NQTs rated their training in:

a preparing you to establish and maintain a good standard of behaviour in the classroom?



Z score = -0.7514

The provider results (using the very good and good responses) are not statistically significantly different from the sector.

c preparing you for your teachers' statutory responsibility for the safeguarding of pupils?



Z score = 0.8789

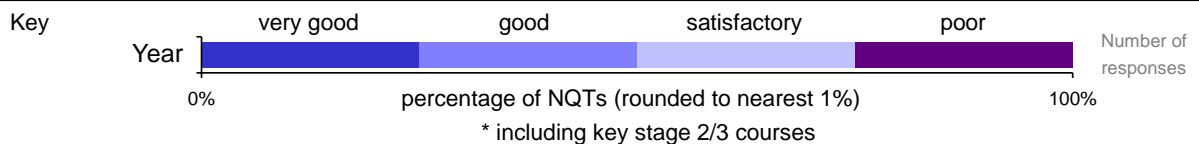
The provider results (using the very good and good responses) are not statistically significantly different from the sector.

d **new in 2014** Please rate the effectiveness of your e-safety training?



Z score = 0.1305

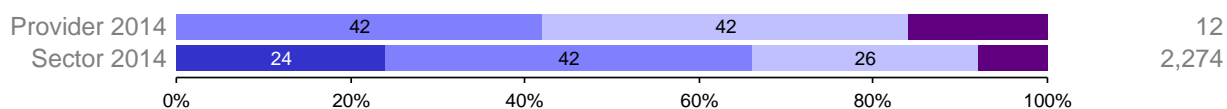
The provider results (using the very good and good responses) are not statistically significantly different from the sector.



**Figure 2011 The newly qualified teacher survey**  
**Bath Spa University, Secondary \* courses.**

Q8 How NQTs rated their training in:

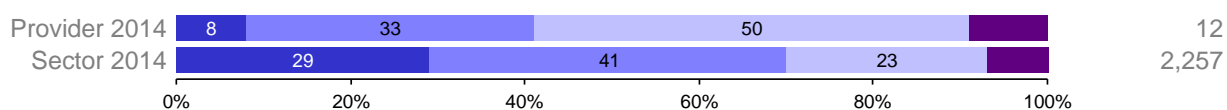
a preparing you to deploy support staff effectively?



Z score = -1.8001

The provider results (using the very good and good responses) are not statistically significantly different from the sector.

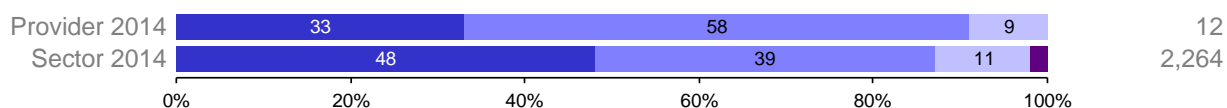
b preparing you to communicate with parents or carers?



Z score = -2.1377

The provider results (using the very good and good responses) are statistically significantly different from the sector.

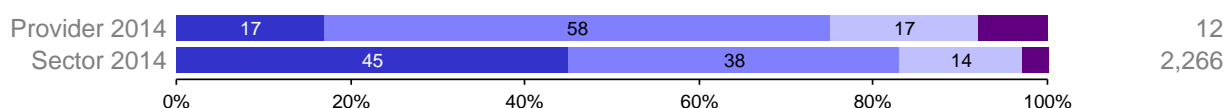
c **new in 2013** preparing you to identify and address your own continuing professional development needs?



Z score = 0.5015

The provider results (using the very good and good responses) are not statistically significantly different from the sector.

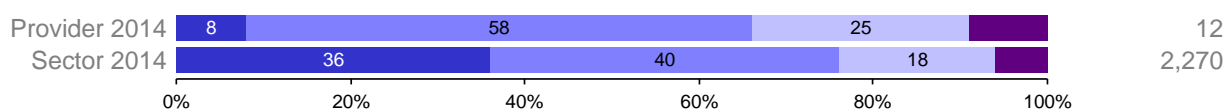
d **new in 2013** preparing you to access educational research in your teaching?



Z score = -0.6839

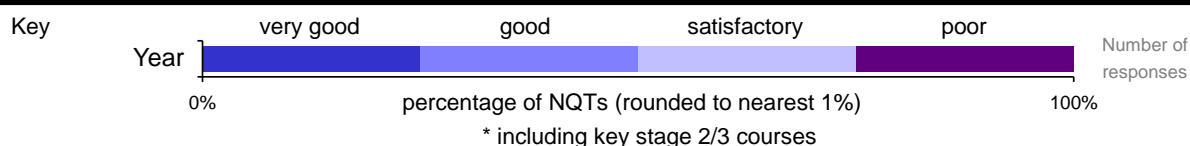
The provider results (using the very good and good responses) are not statistically significantly different from the sector.

e **new in 2013** preparing you to assess the robustness of educational research?




Z score = -0.7456

The provider results (using the very good and good responses) are not statistically significantly different from the sector.



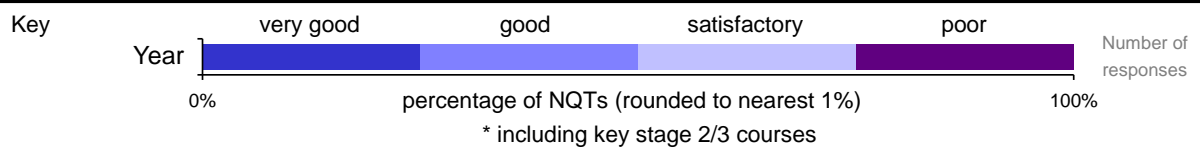


f **new in 2013** preparing you to understand and apply the findings from educational research?



Z score = -1.0441

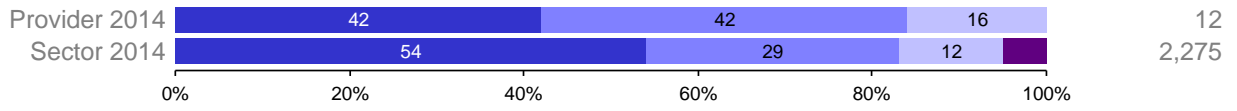
The provider results (using the very good and good responses) are not statistically significantly different from the sector.



**Figure 2012 The newly qualified teacher survey  
Bath Spa University, Secondary \* courses.**

Q9 How NQTs rated their training in:

a preparing you to apply confidently for teaching positions (e.g. support with job applications and interviews)?



Z score = 0.0595

The provider results (using the very good and good responses) are not statistically significantly different from the sector.

