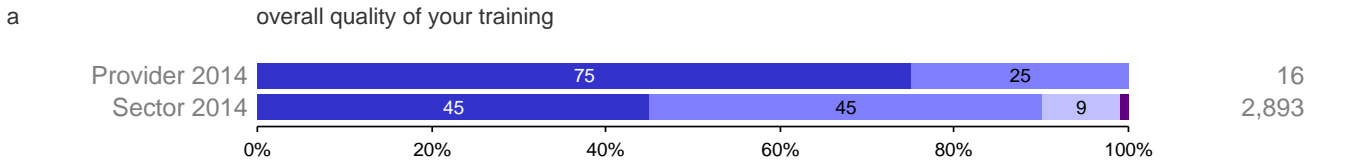


Figure 104

The newly qualified teacher survey
Billericay Educational Consortium (SCITT), Primary courses.

Q1 How NQTs rated:



Z score = 1.3500

The provider results (using the very good and good responses) are not statistically significantly different from the sector.

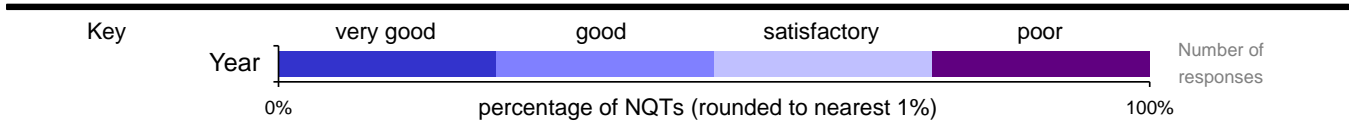
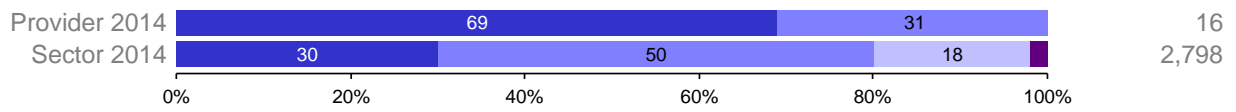


Figure 105

The newly qualified teacher survey
Billericay Educational Consortium (SCITT), Primary courses.

Q2 How NQTs rated their training in:

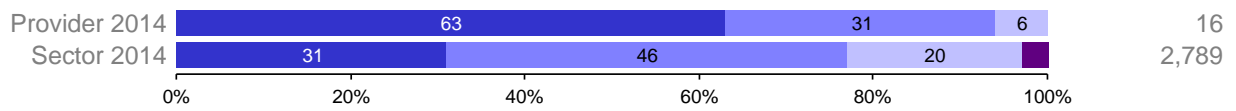
a **new in 2014** preparing you to be aware of pupils' capabilities and prior knowledge?



Z score = 2.0106

The provider results (using the very good and good responses) are statistically significantly different from the sector.

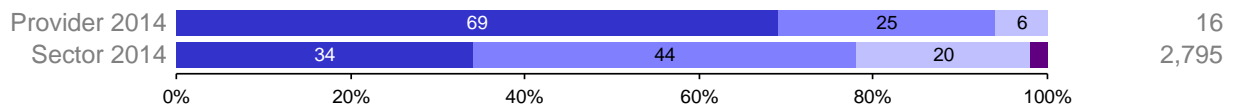
b **new in 2014** preparing you to guide pupils to reflect on the progress they have made and their emerging needs?



Z score = 1.6038

The provider results (using the very good and good responses) are not statistically significantly different from the sector.

c preparing you to integrate the theoretical elements of your programme with your practical experiences?



Z score = 1.5548

The provider results (using the very good and good responses) are not statistically significantly different from the sector.

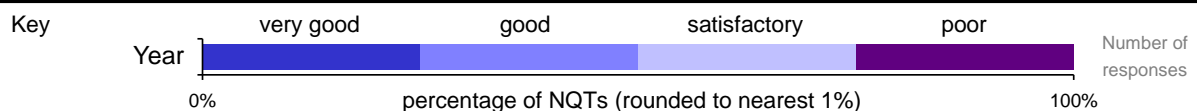
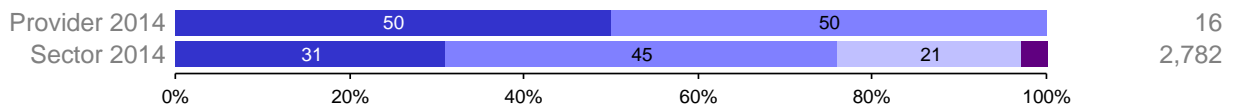


Figure 106 The newly qualified teacher survey
 Billericay Educational Consortium (SCITT), Primary courses.

Q3 How NQTs rated their training in:

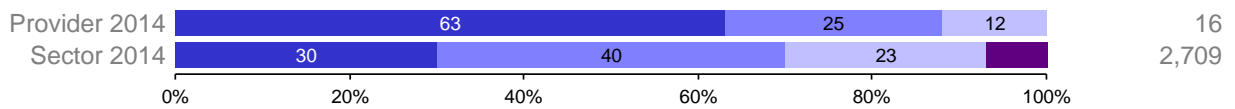
a preparing you understand the national curriculum?



Z score = 2.2950

The provider results (using the very good and good responses) are statistically significantly different from the sector.

b preparing you to teach your specialist subject?



Z score = 1.5173

The provider results (using the very good and good responses) are not statistically significantly different from the sector.

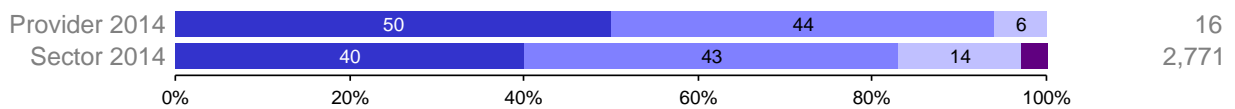
c preparing you to teach reading, including phonics and comprehension? (primary NQTs only)



Z score = 1.4299

The provider results (using the very good and good responses) are not statistically significantly different from the sector.

e preparing you to teach primary mathematics? (primary NQTs only)



Z score = 1.1458

The provider results (using the very good and good responses) are not statistically significantly different from the sector.

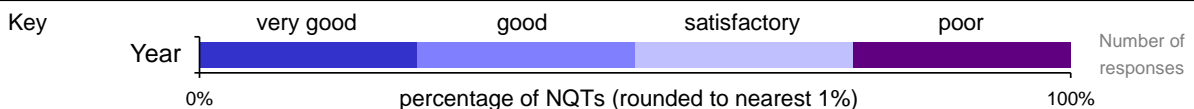
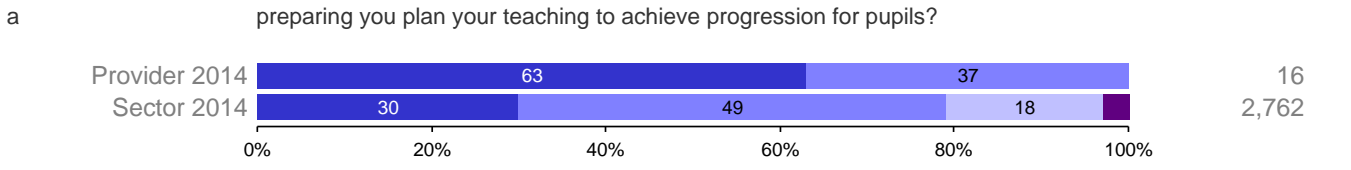


Figure 107

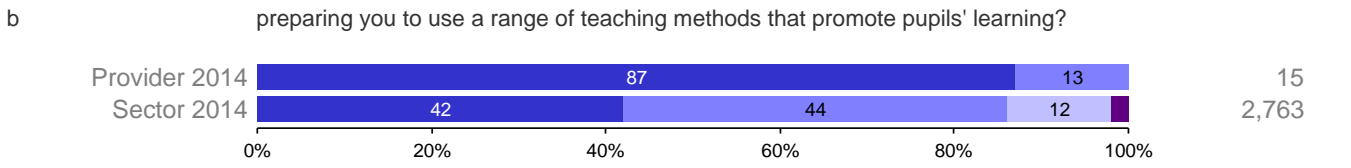
The newly qualified teacher survey
Billericay Educational Consortium (SCITT), Primary courses.

Q4 How NQTs rated their training in:



Z score = **2.0854**

The provider results (using the very good and good responses) are statistically significantly different from the sector.



Z score = **1.5293**

The provider results (using the very good and good responses) are not statistically significantly different from the sector.

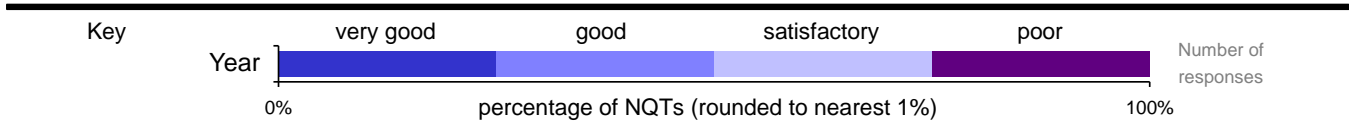


Figure 108

The newly qualified teacher survey
Billericay Educational Consortium (SCITT), Primary courses.

Q5 How NQTs rated their training in:

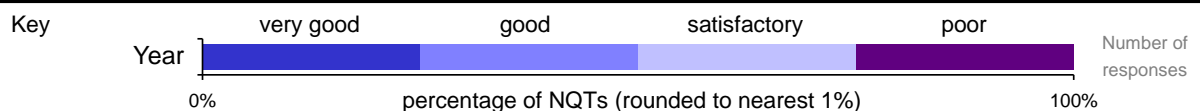
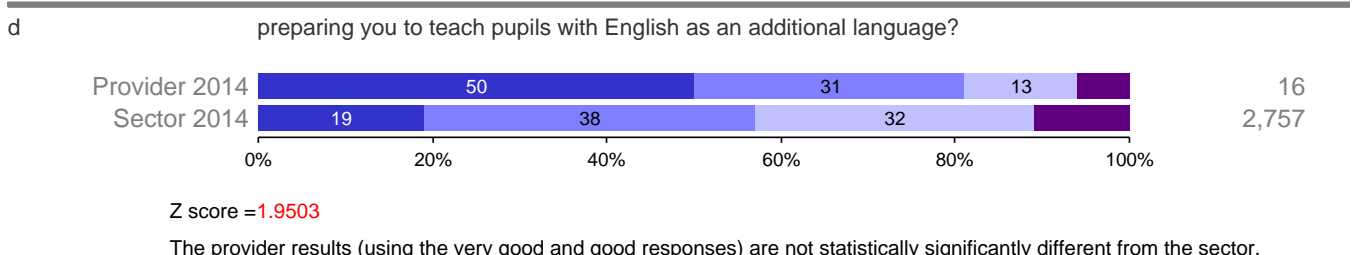
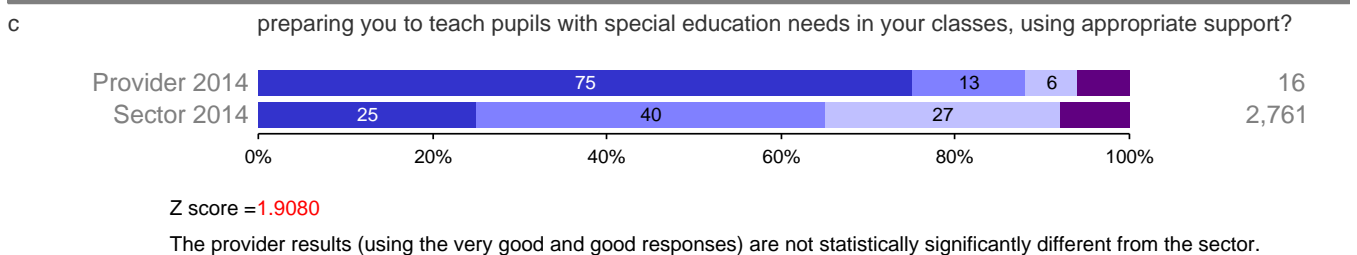
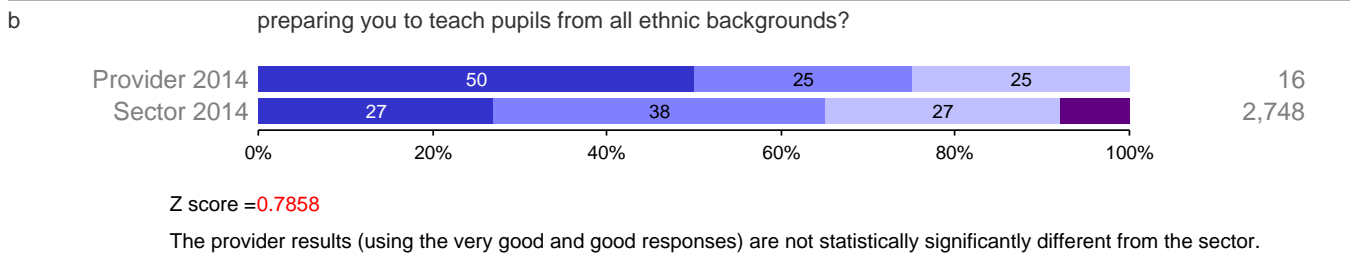
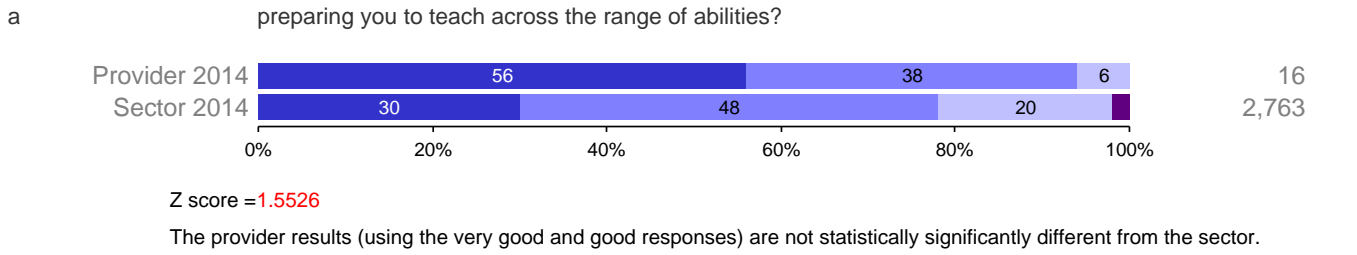
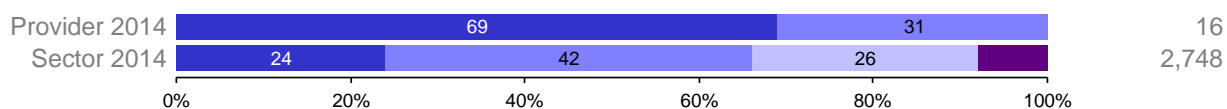


Figure 109 **The newly qualified teacher survey**
Billericay Educational Consortium (SCITT), Primary courses.

Q6 How NQTs rated their training in:

a preparing you to assess pupils' progress?



Z score =2.8474

The provider results (using the very good and good responses) are statistically significantly different from the sector.

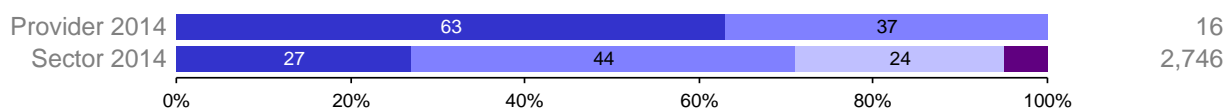
b **new in 2013** preparing you to record and report pupils' outcomes?



Z score =3.1191

The provider results (using the very good and good responses) are statistically significantly different from the sector.

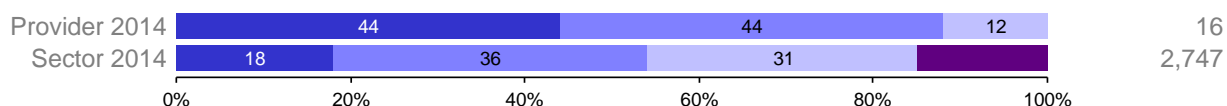
c **new in 2014** preparing you to provide feedback to pupils to support their progress?



Z score =2.5797

The provider results (using the very good and good responses) are statistically significantly different from the sector.

d **new in 2013** preparing you to use pupil data to support your teaching?



Z score =2.6307

The provider results (using the very good and good responses) are statistically significantly different from the sector.

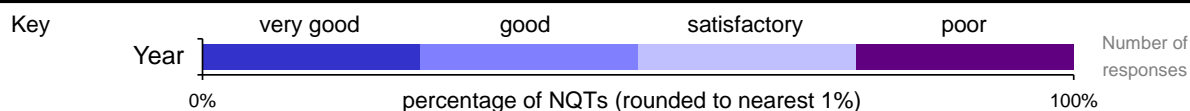


Figure 1010 The newly qualified teacher survey
Billericay Educational Consortium (SCITT), Primary courses.

Q7 How NQTs rated their training in:

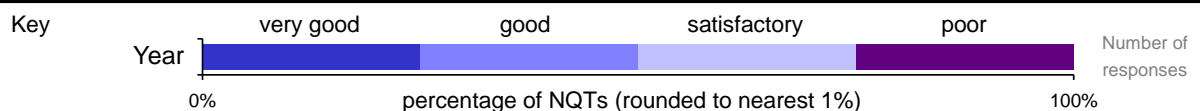
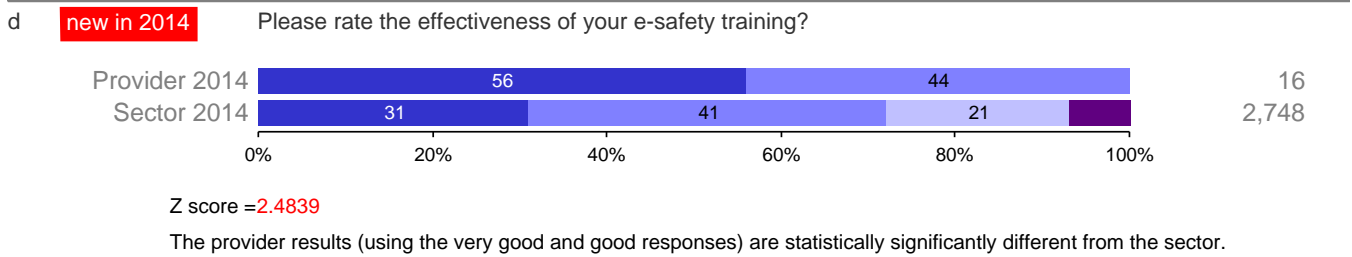
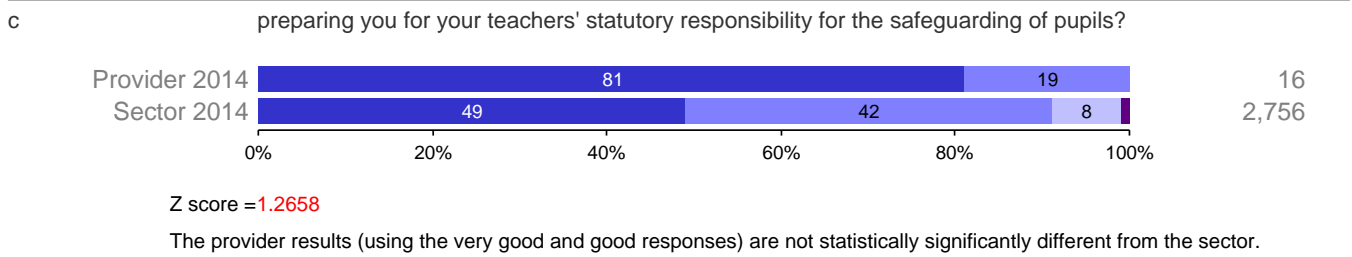
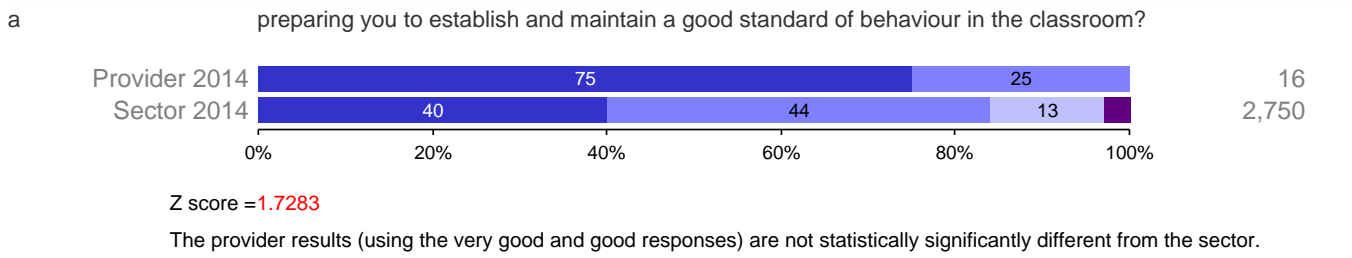
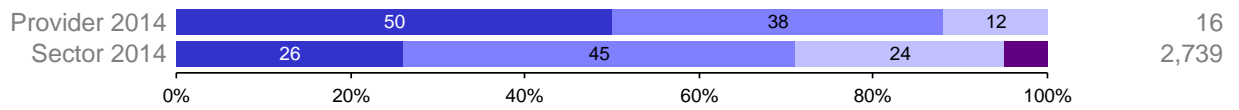


Figure 1011 The newly qualified teacher survey
Billericay Educational Consortium (SCITT), Primary courses.

Q8 How NQTs rated their training in:



f **new in 2013** preparing you to understand and apply the findings from educational research?



Z score = 1.4882

The provider results (using the very good and good responses) are not statistically significantly different from the sector.

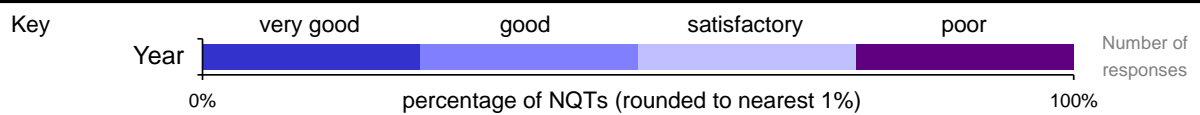
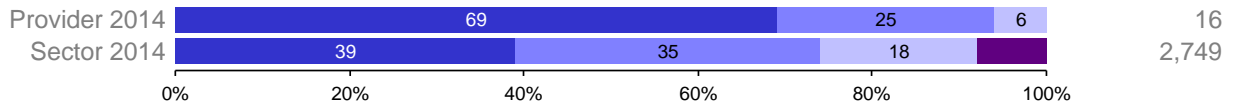


Figure 1012 The newly qualified teacher survey
Billericay Educational Consortium (SCITT), Primary courses.

Q9 How NQTs rated their training in:

a preparing you to apply confidently for teaching positions (e.g. support with job applications and interviews)?



Z score = 1.8041

The provider results (using the very good and good responses) are not statistically significantly different from the sector.

