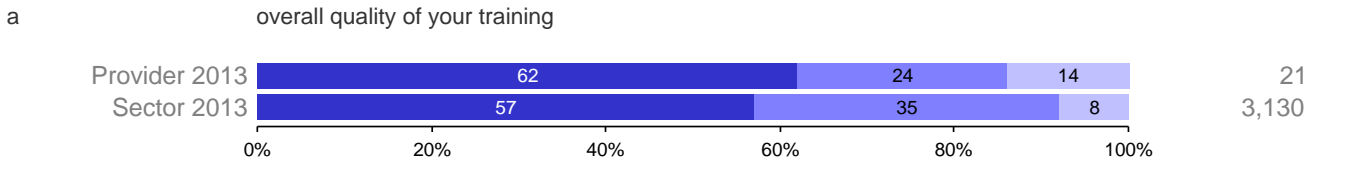


Figure 204 **The newly qualified teacher survey**
Birmingham City University, Secondary * courses.

Q1 How NQTs rated:



Z score = -0.9733

The provider results (using the very good and good responses) are not statistically significantly different from the sector.

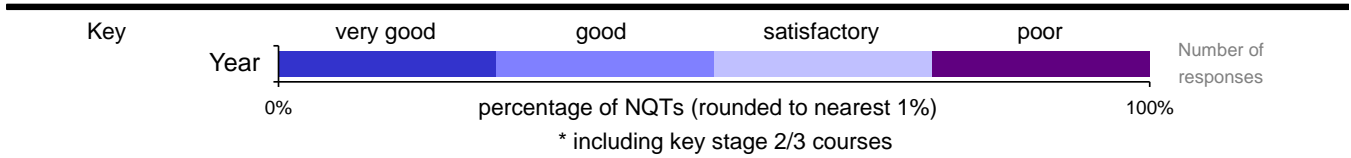
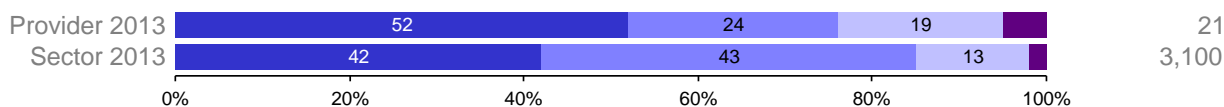


Figure 205 The newly qualified teacher survey
Birmingham City University, Secondary * courses.

Q2 How NQTs rated their training in:



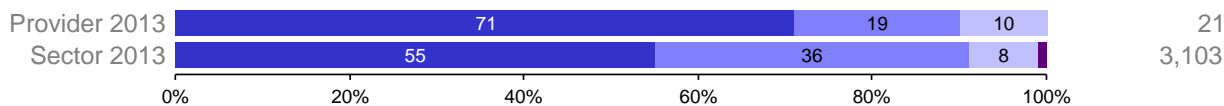
f preparing you to teach across the range of abilities?



Z score = -1.1250

The provider results (using the very good and good responses) are not statistically significantly different from the sector.

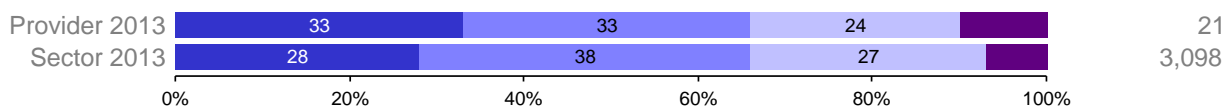
g preparing you to use a range of teaching methods that promote pupils' learning?



Z score = -0.0850

The provider results (using the very good and good responses) are not statistically significantly different from the sector.

h preparing you to teach pupils from minority ethnic backgrounds?



Z score = -0.0146

The provider results (using the very good and good responses) are not statistically significantly different from the sector.

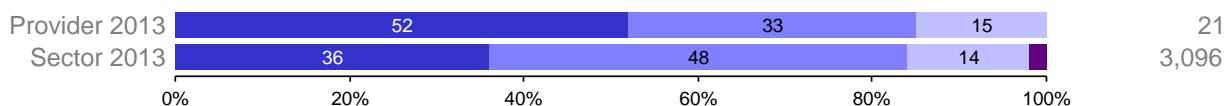
i preparing you to establish and maintain a good standard of behaviour in the classroom?



Z score = -1.3390

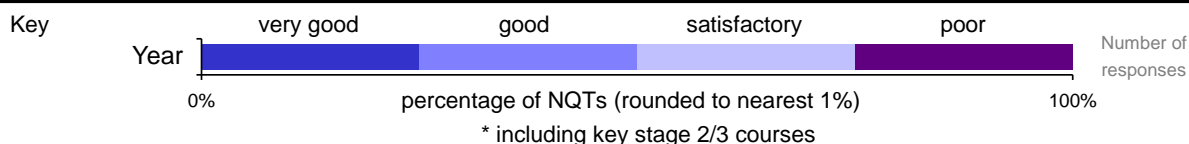
The provider results (using the very good and good responses) are not statistically significantly different from the sector.

j preparing you to understand how to assess pupils' progress?

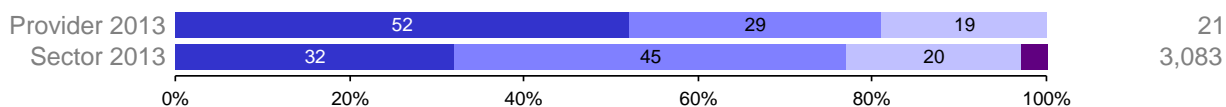


Z score = 0.2199

The provider results (using the very good and good responses) are not statistically significantly different from the sector.



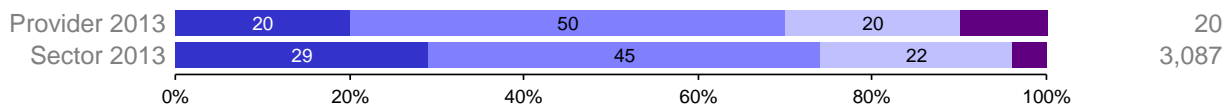
k **new in 2013** preparing you to understand how to record and report pupils' progress?



Z score = 0.4912

The provider results (using the very good and good responses) are not statistically significantly different from the sector.

l preparing you to teach pupils with special education needs in your classes, using appropriate support?



Z score = -0.4085

The provider results (using the very good and good responses) are not statistically significantly different from the sector.

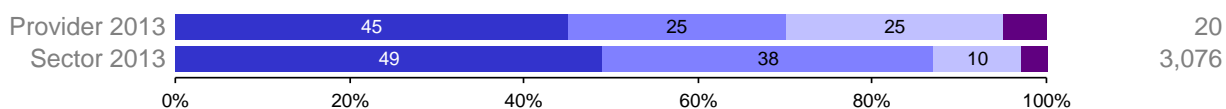
m preparing you to teach pupils with English as an additional language?



Z score = 0.3855

The provider results (using the very good and good responses) are not statistically significantly different from the sector.

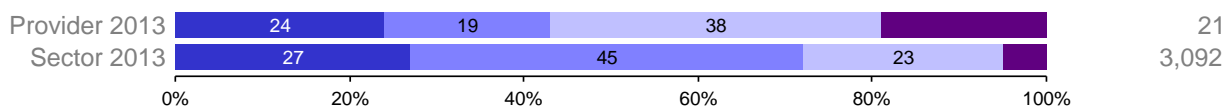
n preparing you to work with teaching colleagues as part of a team?



Z score = -2.3672

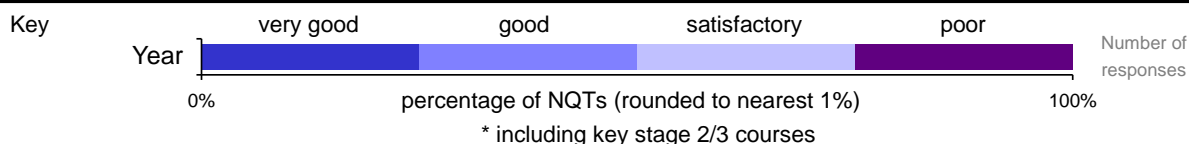
The provider results (using the very good and good responses) are statistically significantly different from the sector.

o preparing you to work with teaching assistants (including other support staff) to achieve learning objectives.

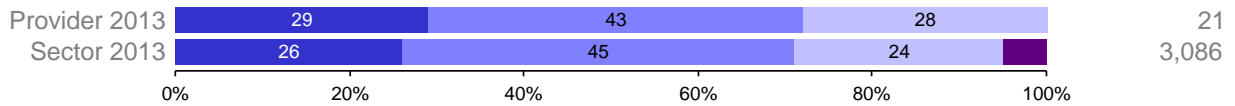


Z score = -2.8635

The provider results (using the very good and good responses) are statistically significantly different from the sector.



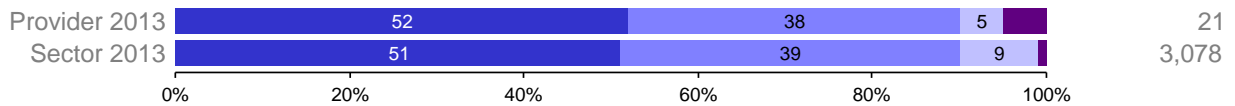
p preparing you to communicate with parents or carers?



Z score = -0.0089

The provider results (using the very good and good responses) are not statistically significantly different from the sector.

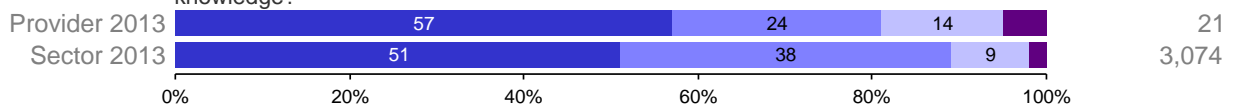
q **new in 2013** preparing you to identify and address your own professional development needs on an on-going basis?



Z score = 0.0975

The provider results (using the very good and good responses) are not statistically significantly different from the sector.

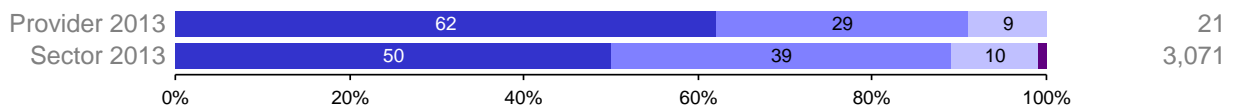
r.i with reference to the training you received from your ITT provider; preparing you to understand subject knowledge?



Z score = -1.0933

The provider results (using the very good and good responses) are not statistically significantly different from the sector.

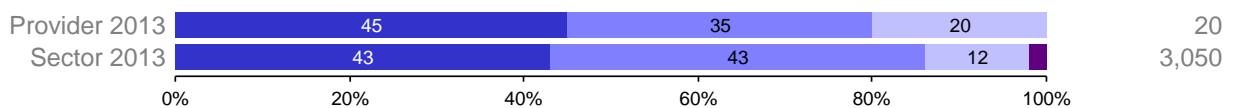
r.ii with reference to the training you received from your ITT provider preparing you to understand pedagogy?



Z score = 0.2253

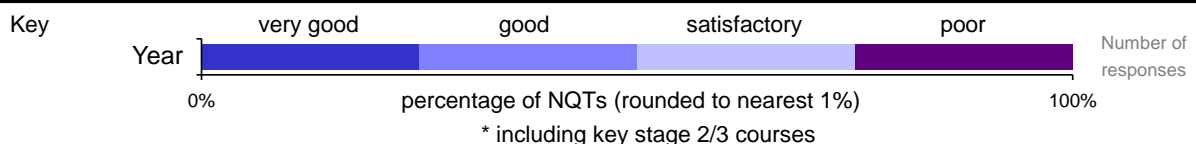
The provider results (using the very good and good responses) are not statistically significantly different from the sector.

s preparing you to integrate the theoretical elements of your programme with the practical placements?



Z score = -0.7015

The provider results (using the very good and good responses) are not statistically significantly different from the sector.



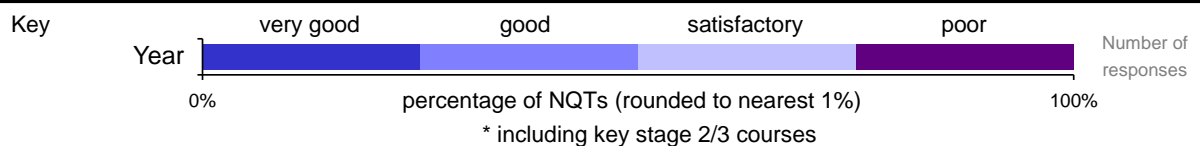
t preparing you to teach reading, including phonics and comprehension? (primary NQTs only)

t.ii specifically preparing you to teach systematic synthetic phonics? (primary NQTs only)


t.iii specifically preparing you to teach language comprehension? (primary NQTs only)

u preparing you to teach writing? (primary NQTs only)

v preparing you to teach primary mathematics? (primary NQTs only)



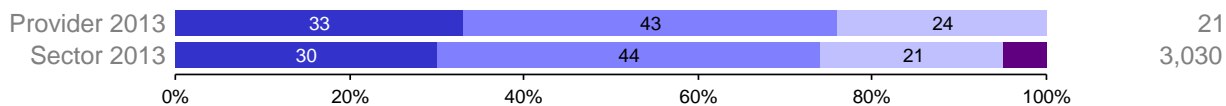
w **new in 2013** preparing you to access educational research in your teaching practice?



Z score = 0.0205

The provider results (using the very good and good responses) are not statistically significantly different from the sector.

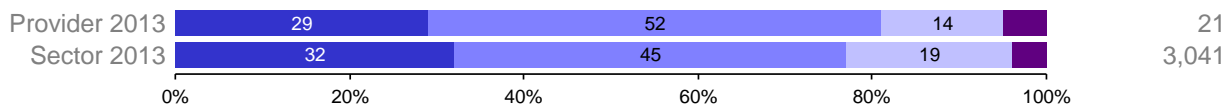
w.i **new in 2013** preparing you to assess the robustness of your educational research?



Z score = 0.2321

The provider results (using the very good and good responses) are not statistically significantly different from the sector.

w.ii **new in 2013** preparing you to understand and apply the findings from your educational research?



Z score = 0.4810

The provider results (using the very good and good responses) are not statistically significantly different from the sector.

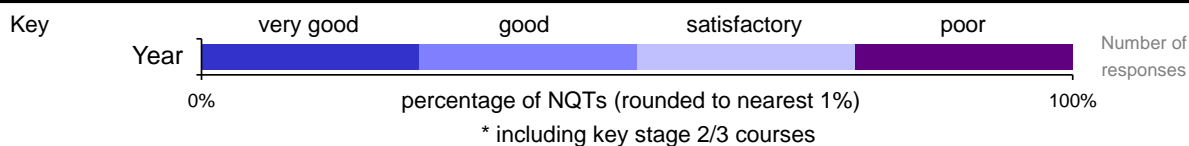


Figure 206 **The newly qualified teacher survey**
Birmingham City University, Secondary * courses.

Q4 How NQTs rated their training in:

b preparing you for your teachers' statutory responsibility for the safeguarding of pupils?



Z score = -1.6829

The provider results (using the very good and good responses) are not statistically significantly different from the sector.

