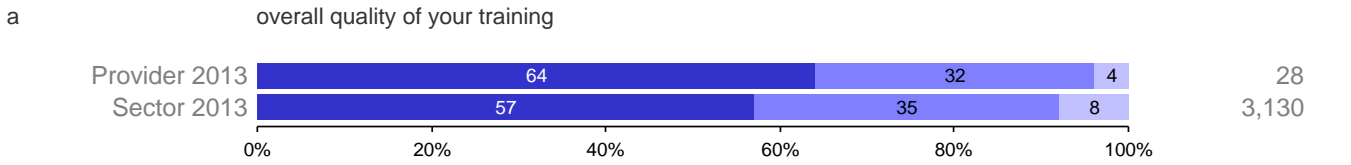


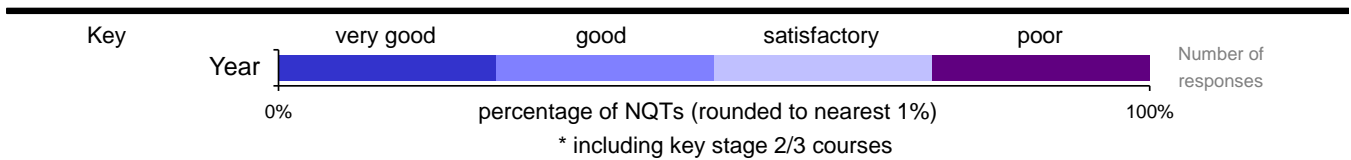
**Figure 204** The newly qualified teacher survey  
Bath Spa University, Secondary \* courses.

Q1 How NQTs rated:



Z score = 0.9150


The provider results (using the very good and good responses) are not statistically significantly different from the sector.



**Figure 205 The newly qualified teacher survey**  
**Bath Spa University, Secondary \* courses.**

Q2 How NQTs rated their training in:

**a** preparing you understand the national curriculum?



Z score = -0.2081

The provider results (using the very good and good responses) are not statistically significantly different from the sector.

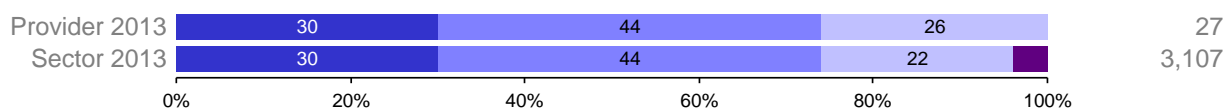
**b** preparing you to teach your specialist subject?



Z score = 0.6485

The provider results (using the very good and good responses) are not statistically significantly different from the sector.

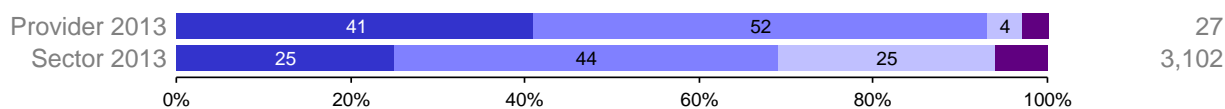
**c** preparing you to use new technology more effectively to support learning?



Z score = -0.0096

The provider results (using the very good and good responses) are not statistically significantly different from the sector.

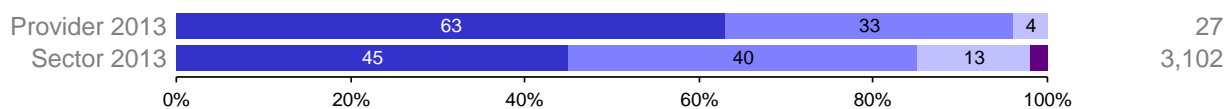
**d** new in 2013 preparing you to use data to support learning?



Z score = 2.6280

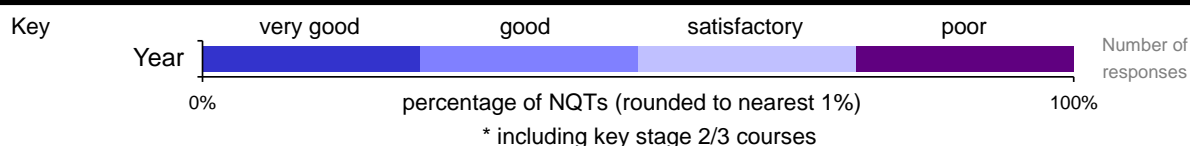
The provider results (using the very good and good responses) are statistically significantly different from the sector.

**e** preparing you plan your teaching to achieve progression for pupils?

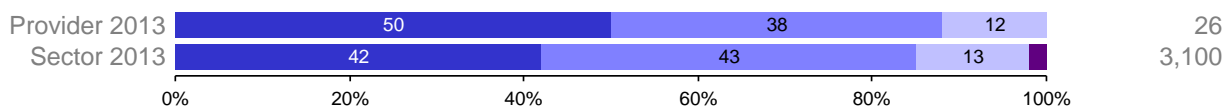


Z score = 1.6240

The provider results (using the very good and good responses) are not statistically significantly different from the sector.



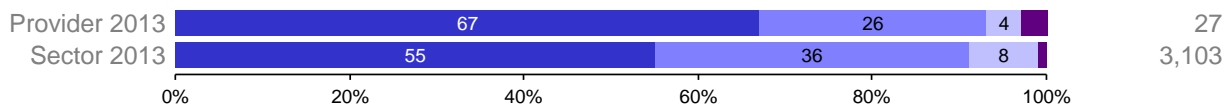
f preparing you to teach across the range of abilities?



Z score = 0.4926

The provider results (using the very good and good responses) are not statistically significantly different from the sector.

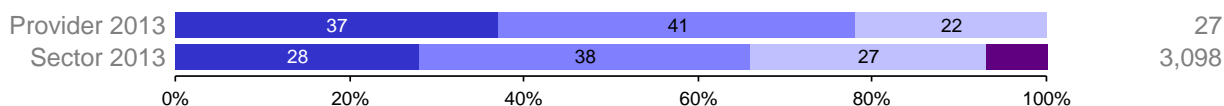
g preparing you to use a range of teaching methods that promote pupils' learning?



Z score = 0.2867

The provider results (using the very good and good responses) are not statistically significantly different from the sector.

h preparing you to teach pupils from minority ethnic backgrounds?



Z score = 1.2052

The provider results (using the very good and good responses) are not statistically significantly different from the sector.

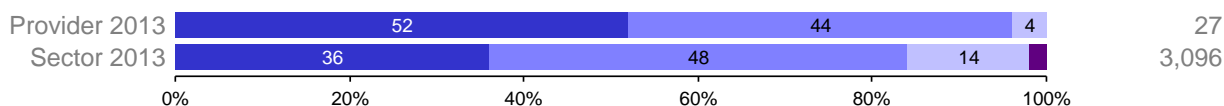
i preparing you to establish and maintain a good standard of behaviour in the classroom?



Z score = -0.6528

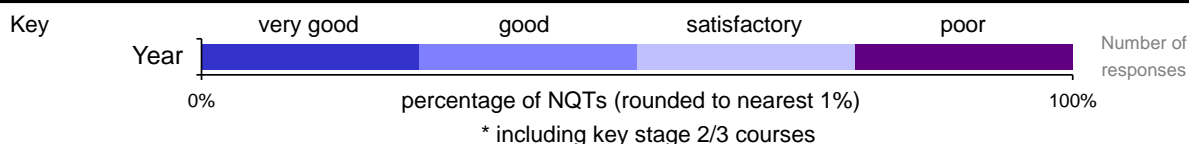
The provider results (using the very good and good responses) are not statistically significantly different from the sector.

j preparing you to understand how to assess pupils' progress?

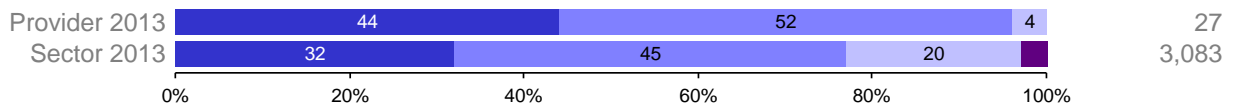


Z score = 1.7451

The provider results (using the very good and good responses) are not statistically significantly different from the sector.



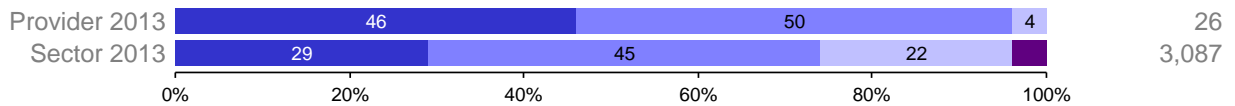
k **new in 2013** preparing you to understand how to record and report pupils' progress?



Z score = 2.4315

The provider results (using the very good and good responses) are statistically significantly different from the sector.

l preparing you to teach pupils with special education needs in your classes, using appropriate support?



Z score = 2.5688

The provider results (using the very good and good responses) are statistically significantly different from the sector.

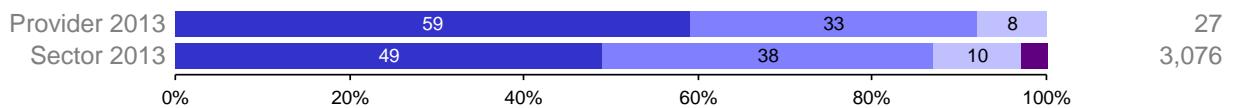
m preparing you to teach pupils with English as an additional language?



Z score = 2.5888

The provider results (using the very good and good responses) are statistically significantly different from the sector.

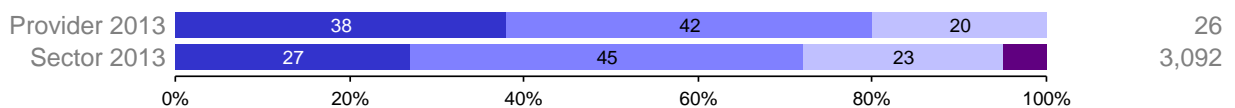
n preparing you to work with teaching colleagues as part of a team?



Z score = 0.7874

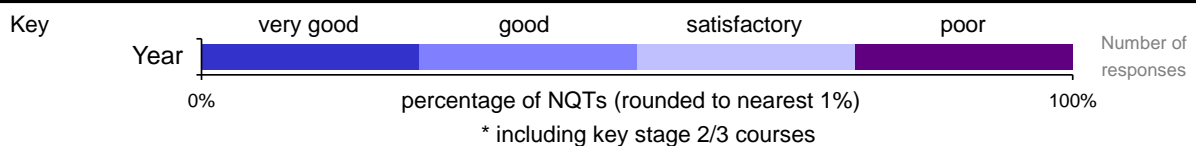
The provider results (using the very good and good responses) are not statistically significantly different from the sector.

o preparing you to work with teaching assistants (including other support staff) to achieve learning objectives.

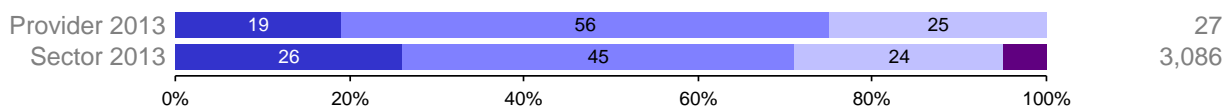


Z score = 1.0657

The provider results (using the very good and good responses) are not statistically significantly different from the sector.



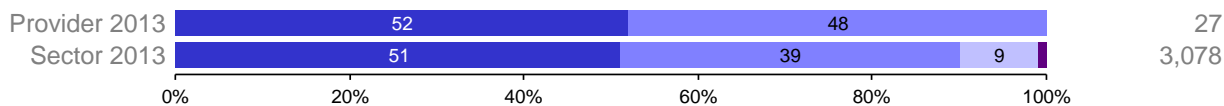
p preparing you to communicate with parents or carers?



Z score = 0.2932

The provider results (using the very good and good responses) are not statistically significantly different from the sector.

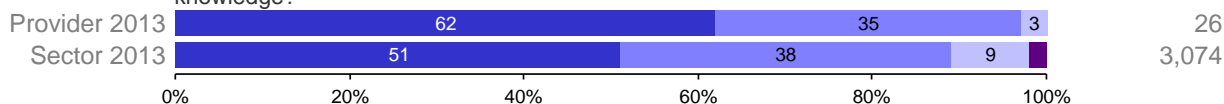
q **new in 2013** preparing you to identify and address your own professional development needs on an on-going basis?



Z score = 1.7473

The provider results (using the very good and good responses) are not statistically significantly different from the sector.

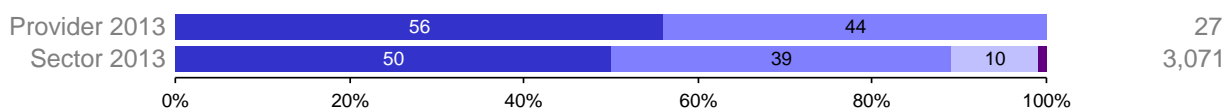
r.i with reference to the training you received from your ITT provider; preparing you to understand subject knowledge?



Z score = 1.2119

The provider results (using the very good and good responses) are not statistically significantly different from the sector.

r.ii with reference to the training you received from your ITT provider preparing you to understand pedagogy?



Z score = 1.8326

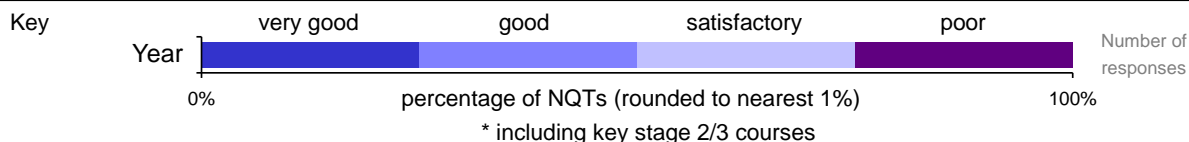
The provider results (using the very good and good responses) are not statistically significantly different from the sector.

s preparing you to integrate the theoretical elements of your programme with the practical placements?



Z score = 1.5865

The provider results (using the very good and good responses) are not statistically significantly different from the sector.



---

t preparing you to teach reading, including phonics and comprehension? (primary NQTs only)

---

t.ii specifically preparing you to teach systematic synthetic phonics? (primary NQTs only)

---

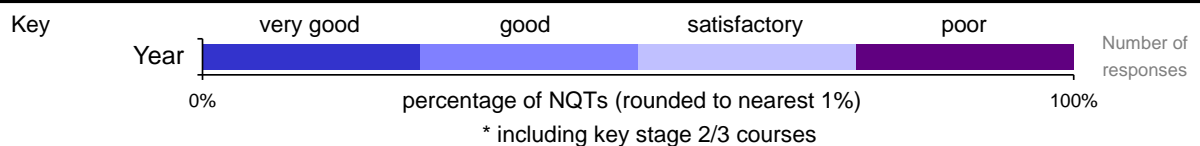
t.iii specifically preparing you to teach language comprehension? (primary NQTs only)

---


u preparing you to teach writing? (primary NQTs only)

---

v preparing you to teach primary mathematics? (primary NQTs only)



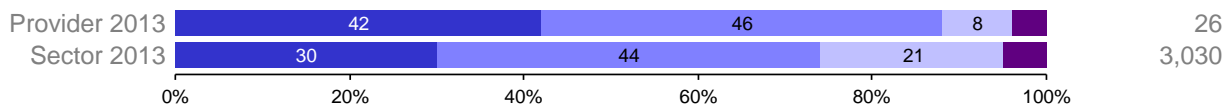
w **new in 2013** preparing you to access educational research in your teaching practice?



Z score = 0.6927

The provider results (using the very good and good responses) are not statistically significantly different from the sector.

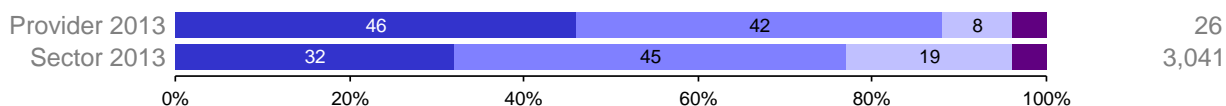
w.i **new in 2013** preparing you to assess the robustness of your educational research?



Z score = 1.6803

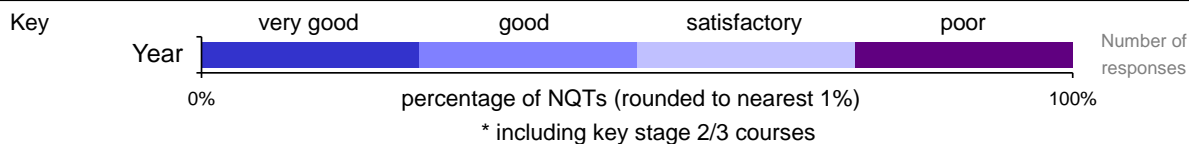
The provider results (using the very good and good responses) are not statistically significantly different from the sector.

w.ii **new in 2013** preparing you to understand and apply the findings from your educational research?



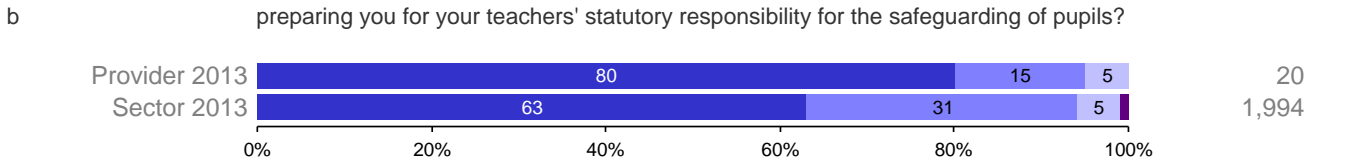
Z score = 1.4357

The provider results (using the very good and good responses) are not statistically significantly different from the sector.



**Figure 206**      **The newly qualified teacher survey**  
**Bath Spa University, Secondary \* courses.**

Q4                      How NQTs rated their training in:



Z score = 0.1906

The provider results (using the very good and good responses) are not statistically significantly different from the sector.

