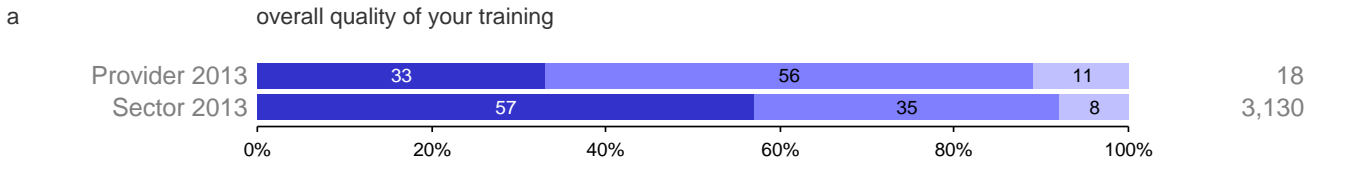


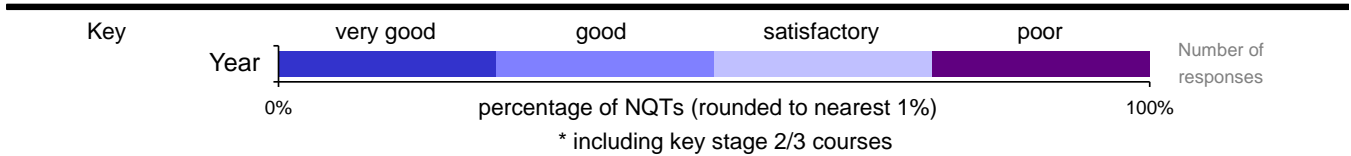
**Figure 204** The newly qualified teacher survey  
Anglia Ruskin University, Secondary \* courses.

Q1 How NQTs rated:



Z score = -0.4182

The provider results (using the very good and good responses) are not statistically significantly different from the sector.



**Figure 205 The newly qualified teacher survey**  
**Anglia Ruskin University, Secondary \* courses.**

Q2 How NQTs rated their training in:

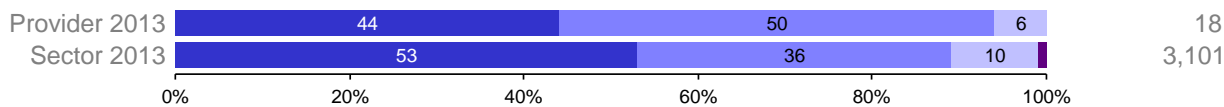
**a** preparing you understand the national curriculum?



Z score = **1.6712**

The provider results (using the very good and good responses) are not statistically significantly different from the sector.

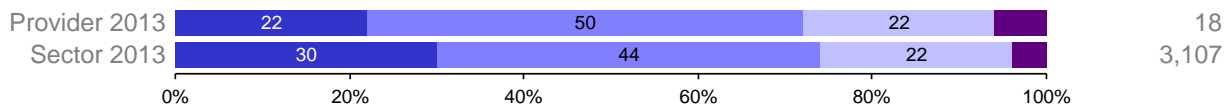
**b** preparing you to teach your specialist subject?



Z score = **0.7773**

The provider results (using the very good and good responses) are not statistically significantly different from the sector.

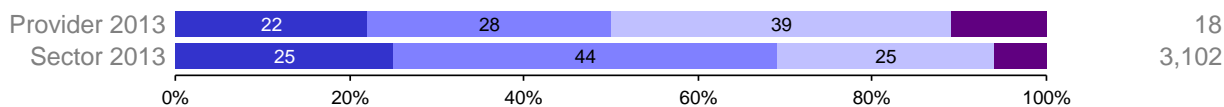
**c** preparing you to use new technology more effectively to support learning?



Z score = **-0.1868**

The provider results (using the very good and good responses) are not statistically significantly different from the sector.

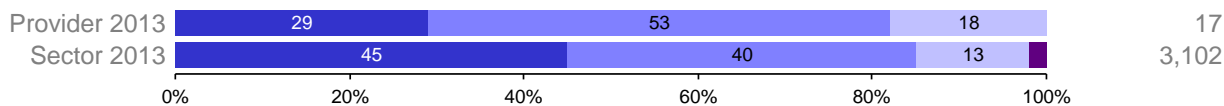
**d** new in 2013 preparing you to use data to support learning?



Z score = **-1.7556**

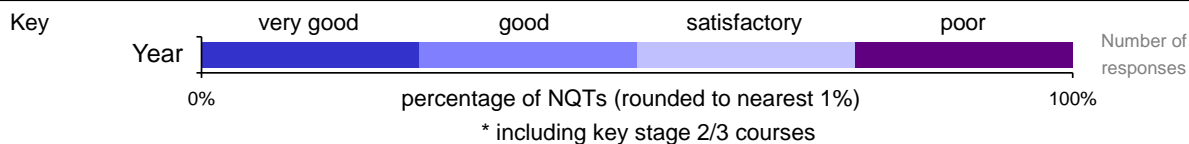
The provider results (using the very good and good responses) are not statistically significantly different from the sector.

**e** preparing you plan your teaching to achieve progression for pupils?



Z score = **-0.3259**

The provider results (using the very good and good responses) are not statistically significantly different from the sector.



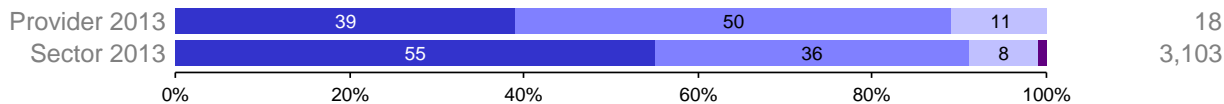
f preparing you to teach across the range of abilities?



Z score = 0.4610

The provider results (using the very good and good responses) are not statistically significantly different from the sector.

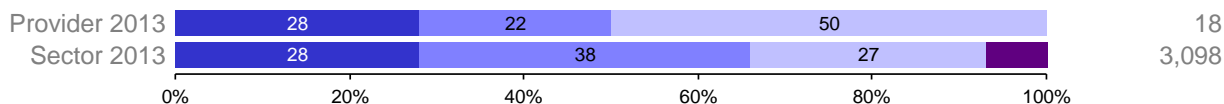
g preparing you to use a range of teaching methods that promote pupils' learning?



Z score = -0.3133

The provider results (using the very good and good responses) are not statistically significantly different from the sector.

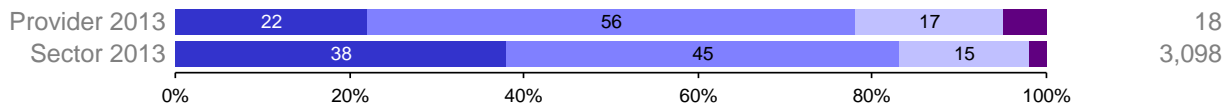
h preparing you to teach pupils from minority ethnic backgrounds?



Z score = -1.5098

The provider results (using the very good and good responses) are not statistically significantly different from the sector.

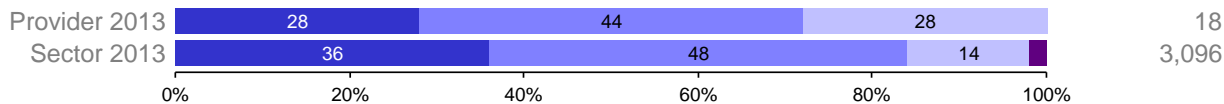
i preparing you to establish and maintain a good standard of behaviour in the classroom?



Z score = -0.5340

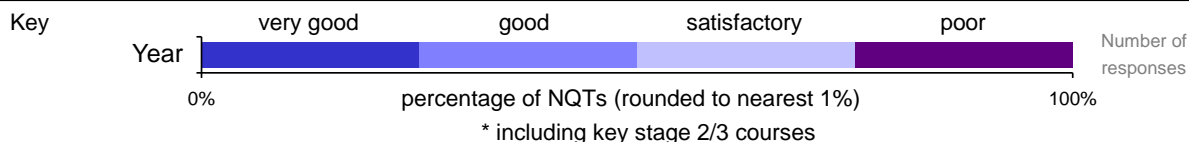
The provider results (using the very good and good responses) are not statistically significantly different from the sector.

j preparing you to understand how to assess pupils' progress?

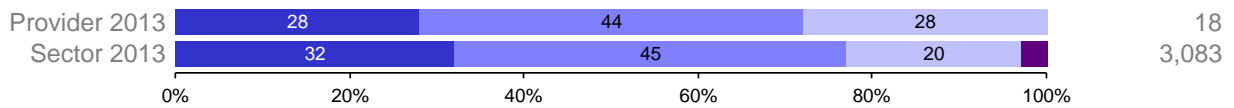


Z score = -1.3488

The provider results (using the very good and good responses) are not statistically significantly different from the sector.



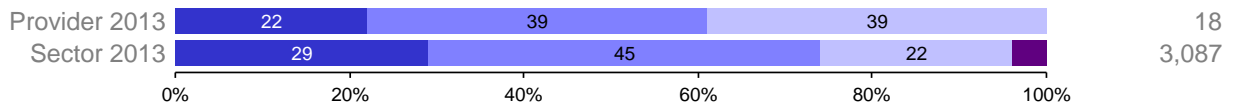
k **new in 2013** preparing you to understand how to record and report pupils' progress?



Z score = -0.4147

The provider results (using the very good and good responses) are not statistically significantly different from the sector.

l preparing you to teach pupils with special education needs in your classes, using appropriate support?



Z score = -1.2441

The provider results (using the very good and good responses) are not statistically significantly different from the sector.

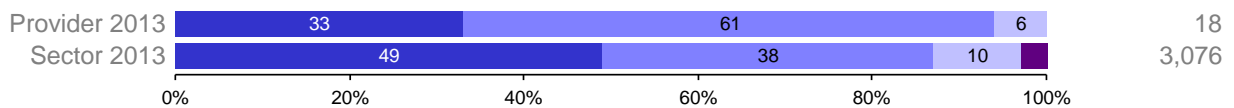
m preparing you to teach pupils with English as an additional language?



Z score = -1.8955

The provider results (using the very good and good responses) are not statistically significantly different from the sector.

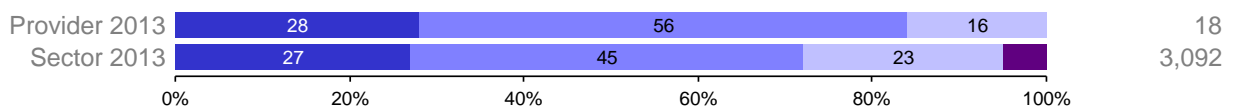
n preparing you to work with teaching colleagues as part of a team?



Z score = 0.8816

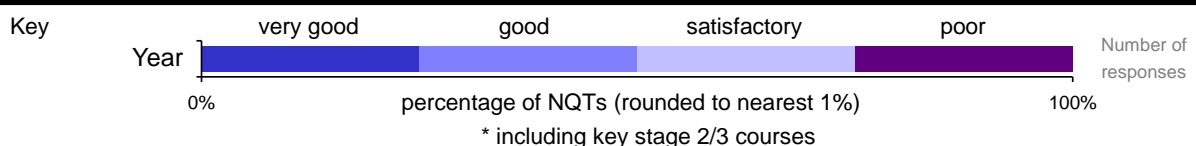
The provider results (using the very good and good responses) are not statistically significantly different from the sector.

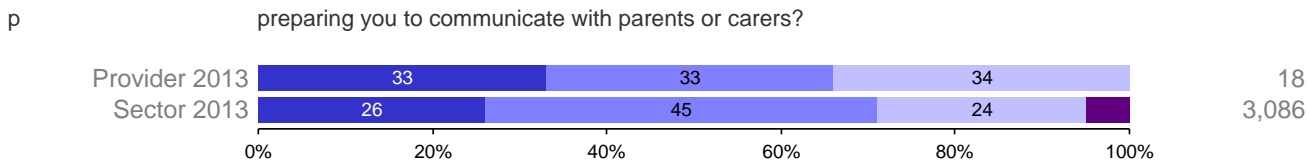
o preparing you to work with teaching assistants (including other support staff) to achieve learning objectives.



Z score = 1.1277

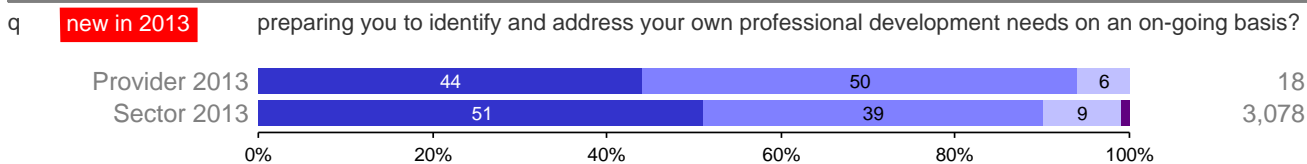
The provider results (using the very good and good responses) are not statistically significantly different from the sector.





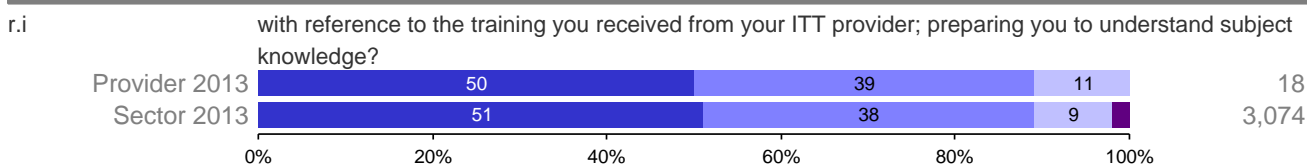
Z score = -0.4544

The provider results (using the very good and good responses) are not statistically significantly different from the sector.



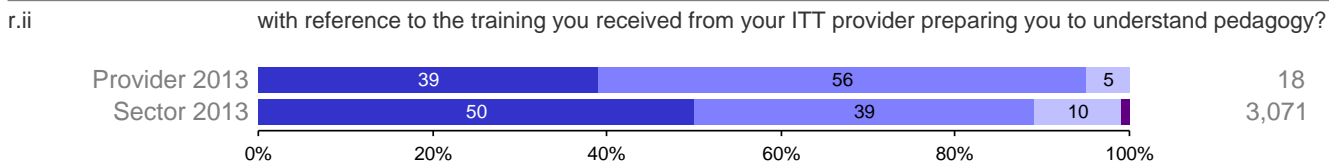
Z score = 0.6465

The provider results (using the very good and good responses) are not statistically significantly different from the sector.



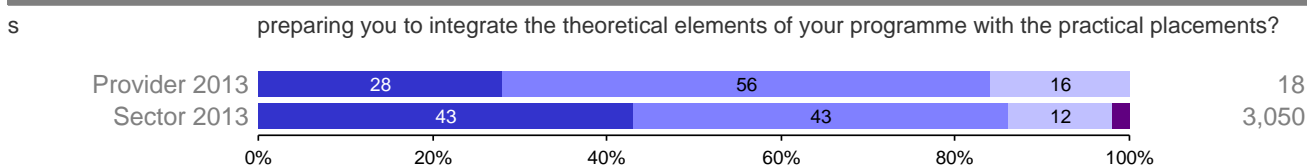
Z score = 0.0409

The provider results (using the very good and good responses) are not statistically significantly different from the sector.



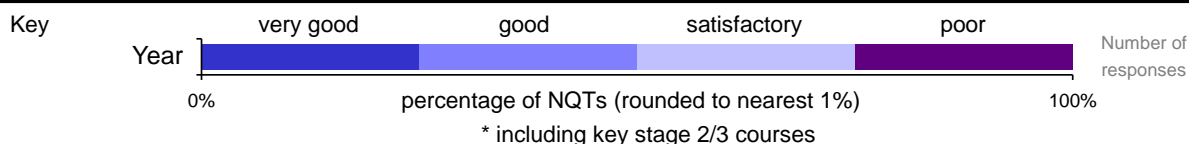
Z score = 0.7446

The provider results (using the very good and good responses) are not statistically significantly different from the sector.



Z score = -0.2654

The provider results (using the very good and good responses) are not statistically significantly different from the sector.



---

t preparing you to teach reading, including phonics and comprehension? (primary NQTs only)

---

t.ii specifically preparing you to teach systematic synthetic phonics? (primary NQTs only)

---

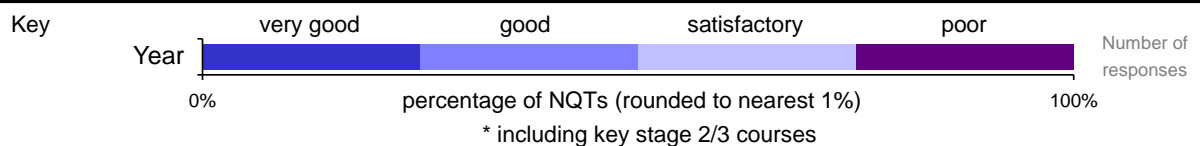
t.iii specifically preparing you to teach language comprehension? (primary NQTs only)

---

u preparing you to teach writing? (primary NQTs only)

---

v preparing you to teach primary mathematics? (primary NQTs only)



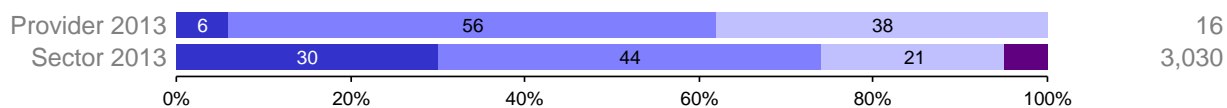
w **new in 2013** preparing you to access educational research in your teaching practice?



Z score = -1.9672

The provider results (using the very good and good responses) are statistically significantly different from the sector.

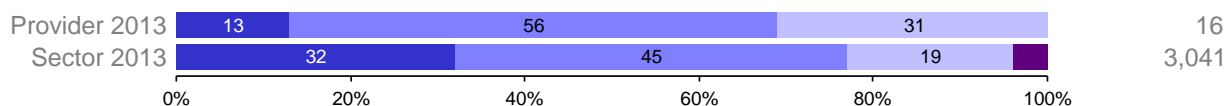
w.i **new in 2013** preparing you to assess the robustness of your educational research?



Z score = -1.0410

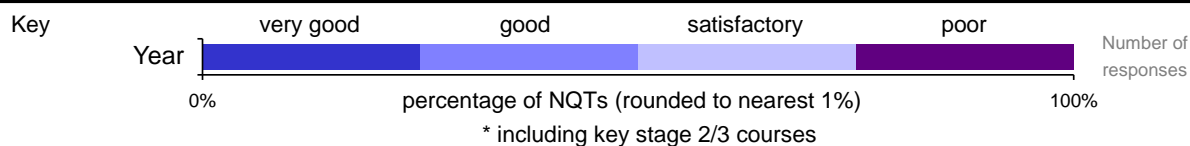
The provider results (using the very good and good responses) are not statistically significantly different from the sector.

w.ii **new in 2013** preparing you to understand and apply the findings from your educational research?



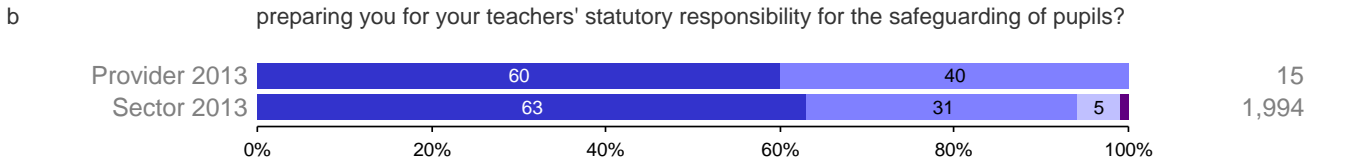
Z score = -0.7275

The provider results (using the very good and good responses) are not statistically significantly different from the sector.



**Figure 206**      **The newly qualified teacher survey**  
**Anglia Ruskin University, Secondary \* courses.**

Q4                      How NQTs rated their training in:



Z score = **0.9799**

The provider results (using the very good and good responses) are not statistically significantly different from the sector.

