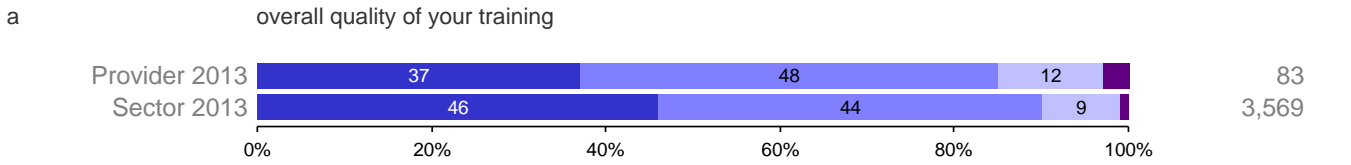


Figure 104 **The newly qualified teacher survey**
Canterbury Christ Church University, Primary courses.

Q1 How NQTs rated:



Z score = -1.2426

The provider results (using the very good and good responses) are not statistically significantly different from the sector.

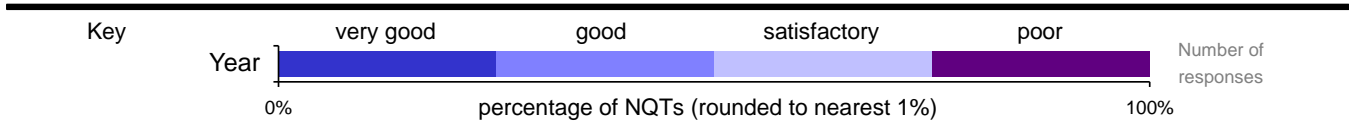
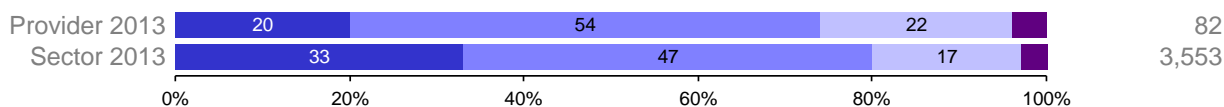


Figure 105 The newly qualified teacher survey
Canterbury Christ Church University, Primary courses.

Q2 How NQTs rated their training in:



f preparing you to teach across the range of abilities?



Z score = -1.7075

The provider results (using the very good and good responses) are not statistically significantly different from the sector.


g preparing you to use a range of teaching methods that promote pupils' learning?



Z score = -1.6375

The provider results (using the very good and good responses) are not statistically significantly different from the sector.

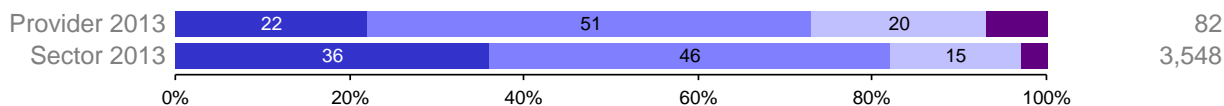
h preparing you to teach pupils from minority ethnic backgrounds?



Z score = -0.6223

The provider results (using the very good and good responses) are not statistically significantly different from the sector.


i preparing you to establish and maintain a good standard of behaviour in the classroom?



Z score = -2.1952

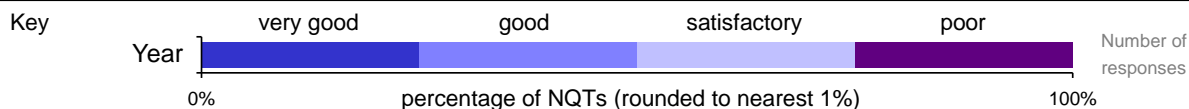
The provider results (using the very good and good responses) are statistically significantly different from the sector.

j preparing you to understand how to assess pupils' progress?

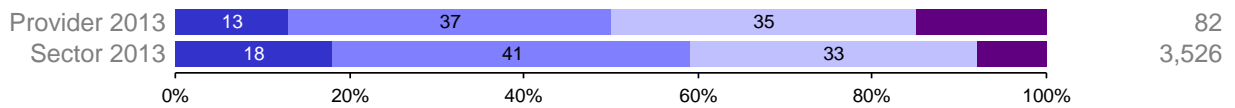


Z score = -1.8599

The provider results (using the very good and good responses) are not statistically significantly different from the sector.



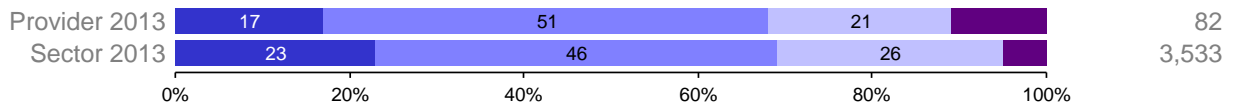
k **new in 2013** preparing you to understand how to record and report pupils' progress?



Z score = -1.6297

The provider results (using the very good and good responses) are not statistically significantly different from the sector.

l preparing you to teach pupils with special education needs in your classes, using appropriate support?



Z score = -0.0339

The provider results (using the very good and good responses) are not statistically significantly different from the sector.

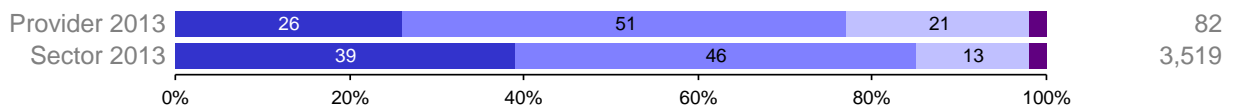
m preparing you to teach pupils with English as an additional language?



Z score = 0.3194

The provider results (using the very good and good responses) are not statistically significantly different from the sector.

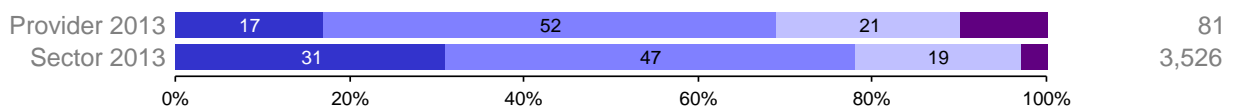
n preparing you to work with teaching colleagues as part of a team?



Z score = -2.0026

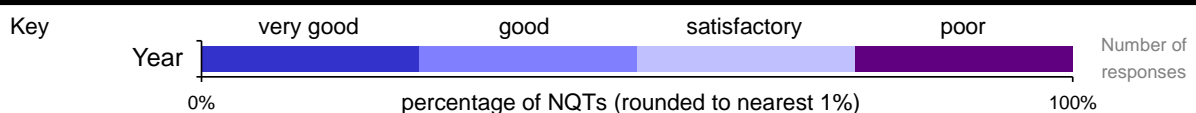
The provider results (using the very good and good responses) are statistically significantly different from the sector.

o preparing you to work with teaching assistants (including other support staff) to achieve learning objectives.

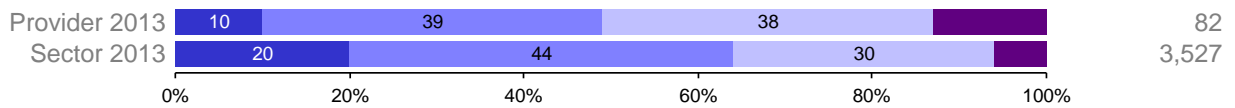


Z score = -1.7524

The provider results (using the very good and good responses) are not statistically significantly different from the sector.



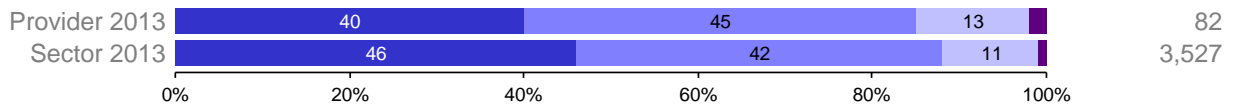
p preparing you to communicate with parents or carers?



Z score = -2.8883

The provider results (using the very good and good responses) are statistically significantly different from the sector.

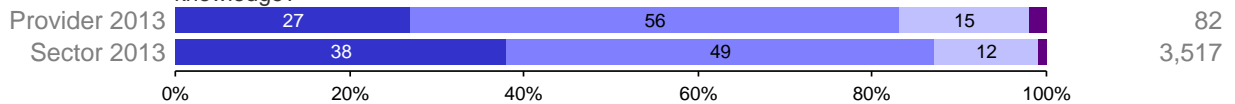
q **new in 2013** preparing you to identify and address your own professional development needs on an on-going basis?



Z score = -0.7775

The provider results (using the very good and good responses) are not statistically significantly different from the sector.

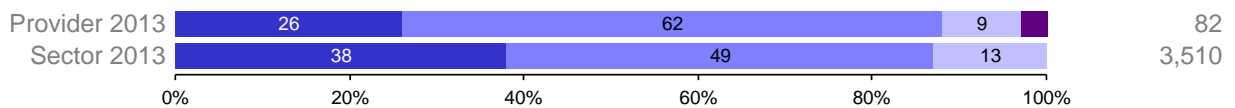
r.i with reference to the training you received from your ITT provider; preparing you to understand subject knowledge?



Z score = -0.9983

The provider results (using the very good and good responses) are not statistically significantly different from the sector.

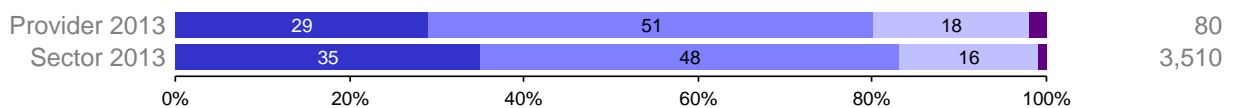
r.ii with reference to the training you received from your ITT provider preparing you to understand pedagogy?



Z score = 0.4144

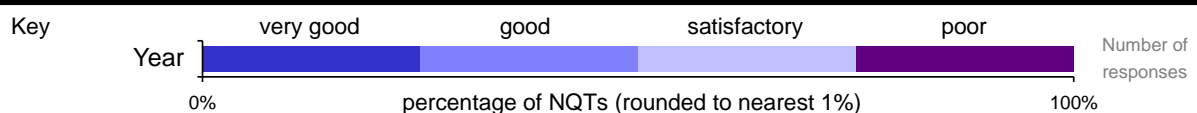
The provider results (using the very good and good responses) are not statistically significantly different from the sector.

s preparing you to integrate the theoretical elements of your programme with the practical placements?

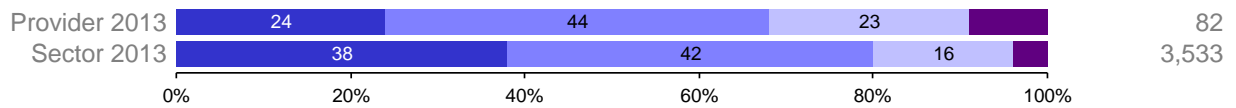


Z score = -0.5481

The provider results (using the very good and good responses) are not statistically significantly different from the sector.



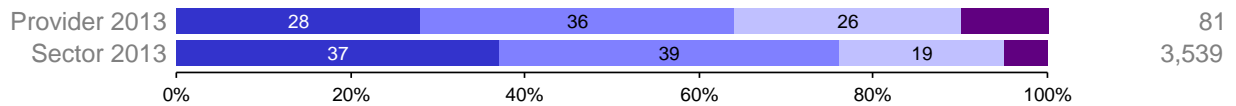
t preparing you to teach reading, including phonics and comprehension? (primary NQTs only)



Z score = -2.6423

The provider results (using the very good and good responses) are statistically significantly different from the sector.

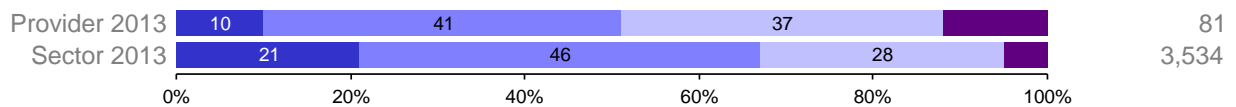
t.ii specifically preparing you to teach systematic synthetic phonics? (primary NQTs only)



Z score = -2.4116

The provider results (using the very good and good responses) are statistically significantly different from the sector.

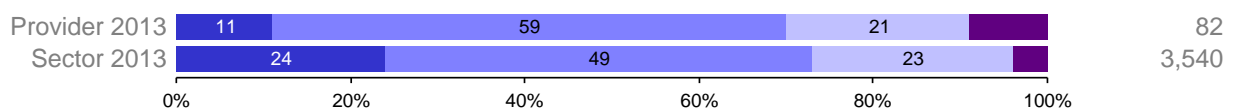
t.iii specifically preparing you to teach language comprehension? (primary NQTs only)



Z score = -3.0575

The provider results (using the very good and good responses) are statistically significantly different from the sector.

u preparing you to teach writing? (primary NQTs only)



Z score = -0.7133

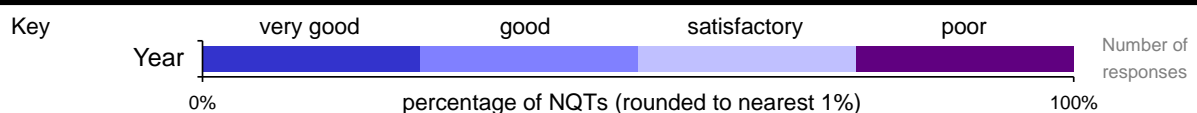
The provider results (using the very good and good responses) are not statistically significantly different from the sector.

v preparing you to teach primary mathematics? (primary NQTs only)

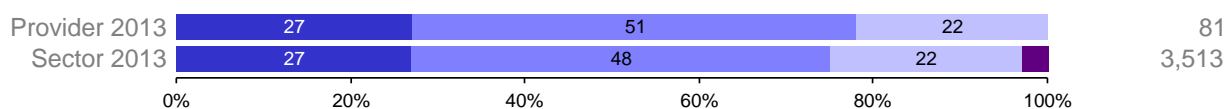


Z score = 0.1008

The provider results (using the very good and good responses) are not statistically significantly different from the sector.



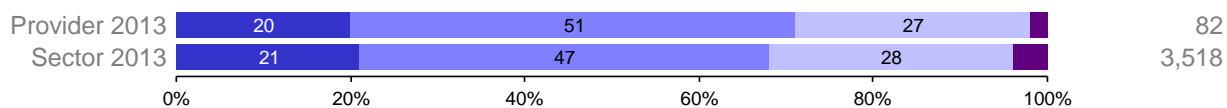
w **new in 2013** preparing you to access educational research in your teaching practice?



Z score = 0.6764

The provider results (using the very good and good responses) are not statistically significantly different from the sector.


w.i **new in 2013** preparing you to assess the robustness of your educational research?



Z score = 0.6320

The provider results (using the very good and good responses) are not statistically significantly different from the sector.

w.ii **new in 2013** preparing you to understand and apply the findings from your educational research?



Z score = 0.7138

The provider results (using the very good and good responses) are not statistically significantly different from the sector.

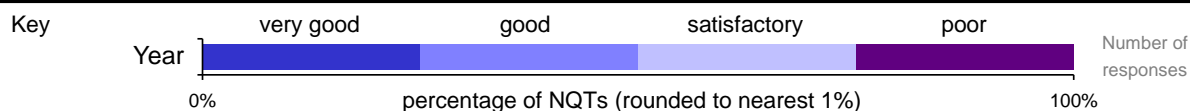
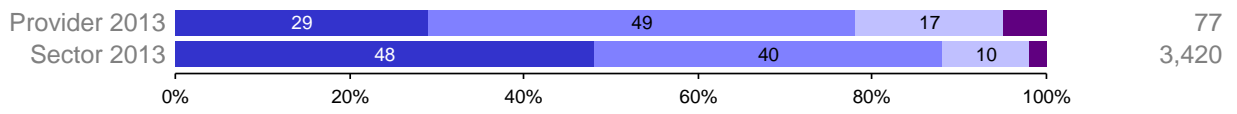


Figure 106 **The newly qualified teacher survey**
Canterbury Christ Church University, Primary courses.

Q4 How NQTs rated their training in:

b preparing you for your teachers' statutory responsibility for the safeguarding of pupils?



Z score = -2.8122

The provider results (using the very good and good responses) are statistically significantly different from the sector.

