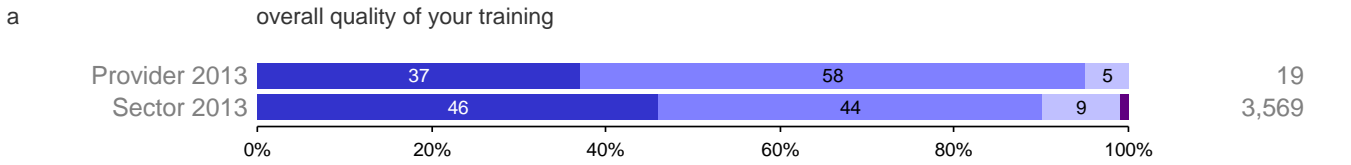


Figure 104 The newly qualified teacher survey
Brunel University, Primary courses.

Q1 How NQTs rated:



Z score =0.7161

The provider results (using the very good and good responses) are not statistically significantly different from the sector.

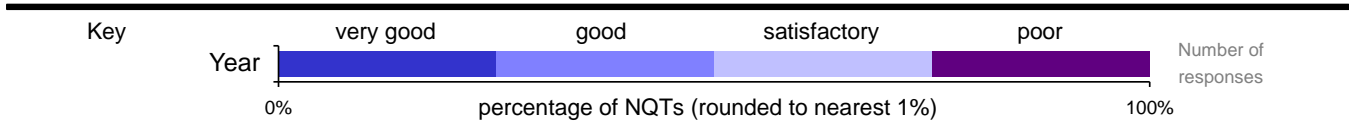
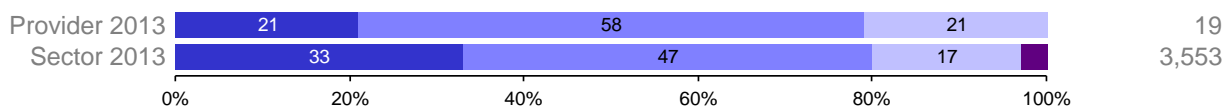


Figure 105 The newly qualified teacher survey
Brunel University, Primary courses.

Q2 How NQTs rated their training in:



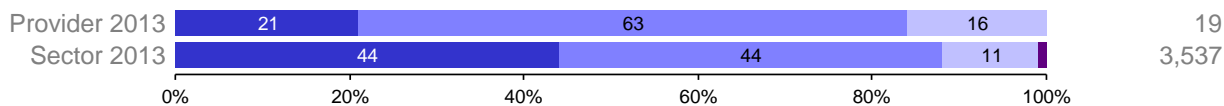
f preparing you to teach across the range of abilities?



Z score = -0.1954

The provider results (using the very good and good responses) are not statistically significantly different from the sector.


g preparing you to use a range of teaching methods that promote pupils' learning?



Z score = -0.5519

The provider results (using the very good and good responses) are not statistically significantly different from the sector.

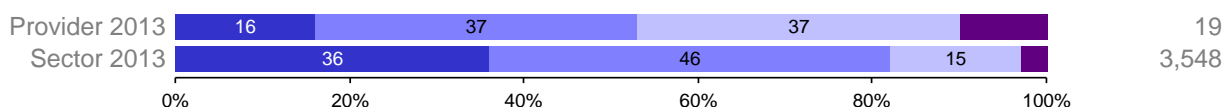
h preparing you to teach pupils from minority ethnic backgrounds?



Z score = 0.8511

The provider results (using the very good and good responses) are not statistically significantly different from the sector.


i preparing you to establish and maintain a good standard of behaviour in the classroom?



Z score = -3.4100

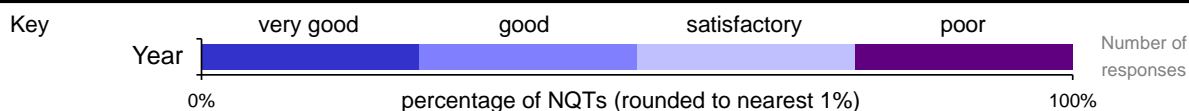
The provider results (using the very good and good responses) are statistically significantly different from the sector.

j preparing you to understand how to assess pupils' progress?

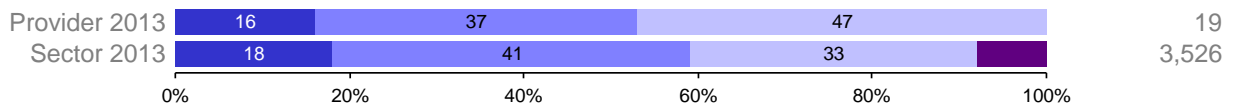


Z score = 0.0180

The provider results (using the very good and good responses) are not statistically significantly different from the sector.



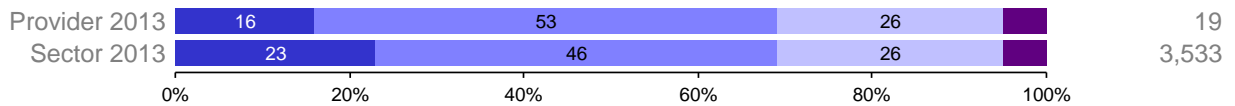
k **new in 2013** preparing you to understand how to record and report pupils' progress?



Z score = -0.5594

The provider results (using the very good and good responses) are not statistically significantly different from the sector.

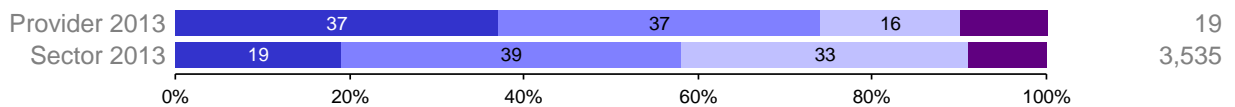
l preparing you to teach pupils with special education needs in your classes, using appropriate support?



Z score = -0.0045

The provider results (using the very good and good responses) are not statistically significantly different from the sector.


m preparing you to teach pupils with English as an additional language?



Z score = 1.3211

The provider results (using the very good and good responses) are not statistically significantly different from the sector.

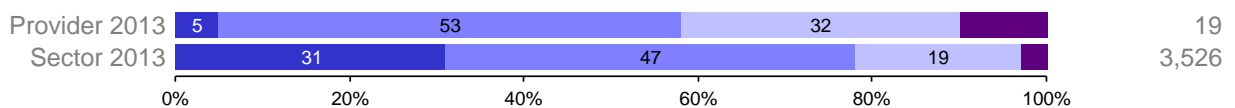
n preparing you to work with teaching colleagues as part of a team?



Z score = -1.9928

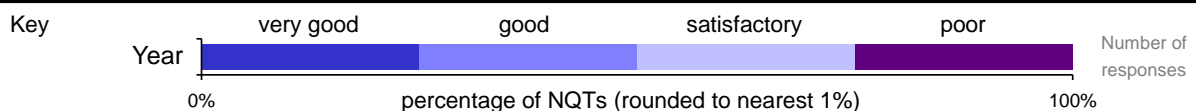
The provider results (using the very good and good responses) are statistically significantly different from the sector.

o preparing you to work with teaching assistants (including other support staff) to achieve learning objectives.



Z score = -2.0236

The provider results (using the very good and good responses) are statistically significantly different from the sector.



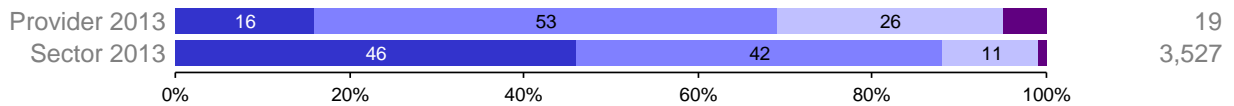
p preparing you to communicate with parents or carers?



Z score = -0.2794

The provider results (using the very good and good responses) are not statistically significantly different from the sector.

q **new in 2013** preparing you to identify and address your own professional development needs on an on-going basis?



Z score = -2.6497

The provider results (using the very good and good responses) are statistically significantly different from the sector.


r.i with reference to the training you received from your ITT provider; preparing you to understand subject knowledge?



Z score = -0.9946

The provider results (using the very good and good responses) are not statistically significantly different from the sector.

r.ii with reference to the training you received from your ITT provider preparing you to understand pedagogy?



Z score = -2.2365

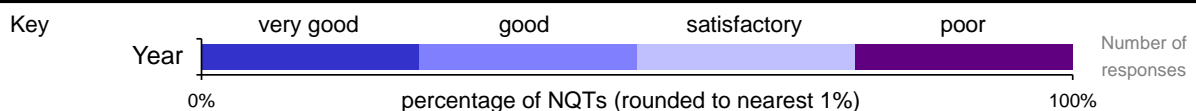
The provider results (using the very good and good responses) are statistically significantly different from the sector.

s preparing you to integrate the theoretical elements of your programme with the practical placements?

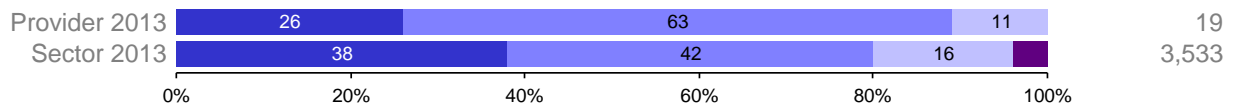


Z score = -0.9891

The provider results (using the very good and good responses) are not statistically significantly different from the sector.



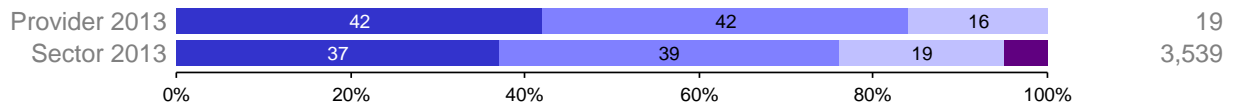
t preparing you to teach reading, including phonics and comprehension? (primary NQTs only)



Z score = 1.0189

The provider results (using the very good and good responses) are not statistically significantly different from the sector.

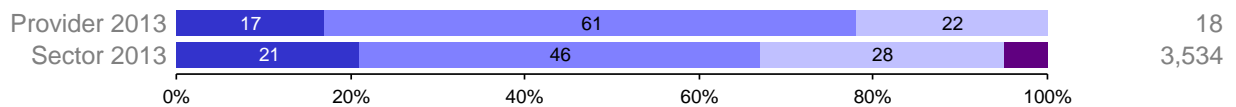
t.ii specifically preparing you to teach systematic synthetic phonics? (primary NQTs only)



Z score = 0.8506

The provider results (using the very good and good responses) are not statistically significantly different from the sector.

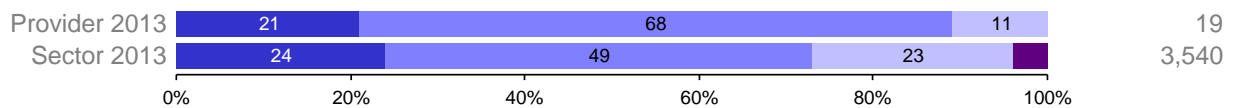
t.iii specifically preparing you to teach language comprehension? (primary NQTs only)



Z score = 0.9839

The provider results (using the very good and good responses) are not statistically significantly different from the sector.

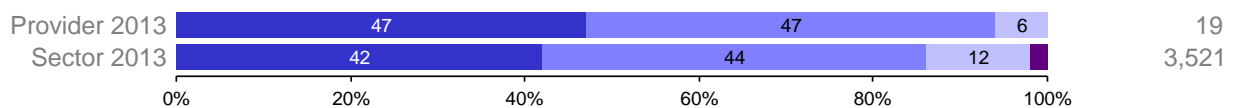
u preparing you to teach writing? (primary NQTs only)



Z score = 1.6107

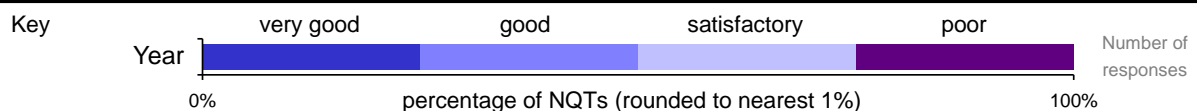
The provider results (using the very good and good responses) are not statistically significantly different from the sector.

v preparing you to teach primary mathematics? (primary NQTs only)

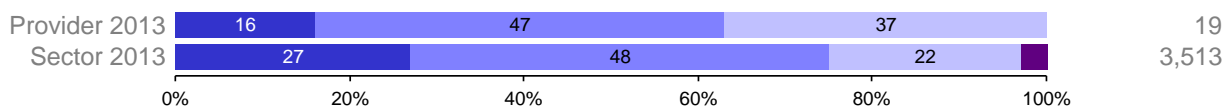


Z score = 1.0778

The provider results (using the very good and good responses) are not statistically significantly different from the sector.



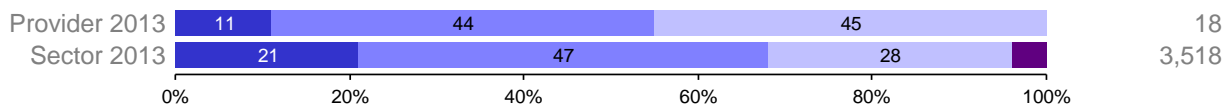
w **new in 2013** preparing you to access educational research in your teaching practice?



Z score = -1.1265

The provider results (using the very good and good responses) are not statistically significantly different from the sector.


w.i **new in 2013** preparing you to assess the robustness of your educational research?



Z score = -1.0712

The provider results (using the very good and good responses) are not statistically significantly different from the sector.

w.ii **new in 2013** preparing you to understand and apply the findings from your educational research?



Z score = -1.0574

The provider results (using the very good and good responses) are not statistically significantly different from the sector.

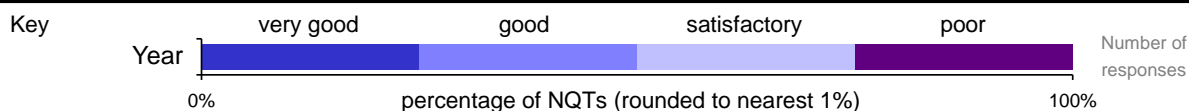
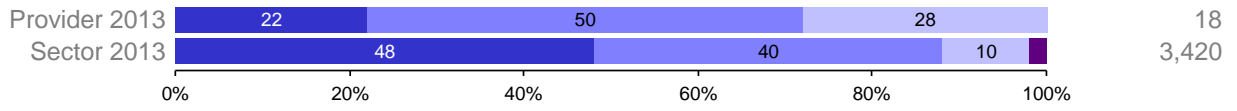


Figure 106 The newly qualified teacher survey
Brunel University, Primary courses.

Q4 How NQTs rated their training in:

b preparing you for your teachers' statutory responsibility for the safeguarding of pupils?



Z score = -2.1292

The provider results (using the very good and good responses) are statistically significantly different from the sector.

