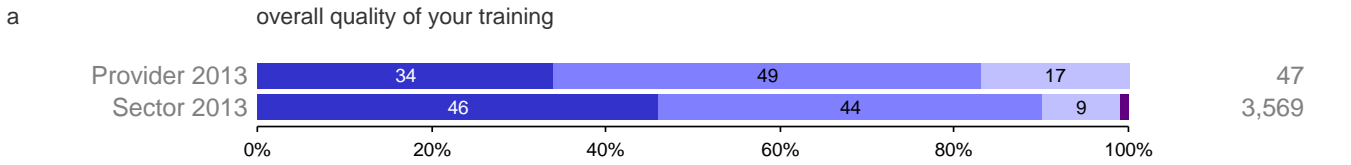


Figure 104

The newly qualified teacher survey
Bishop Grosseteste University Lincoln, Primary courses.

Q1 How NQTs rated:



Z score = -1.5134

The provider results (using the very good and good responses) are not statistically significantly different from the sector.

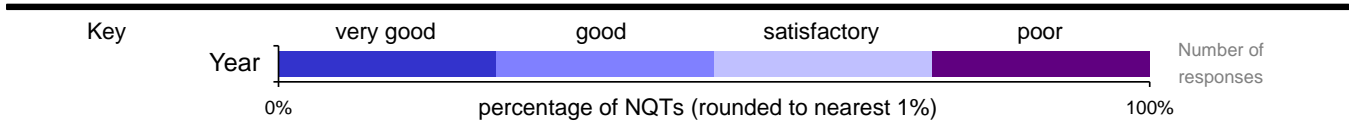


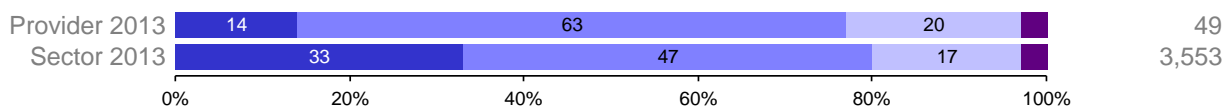
Figure 105

The newly qualified teacher survey
Bishop Grosseteste University Lincoln, Primary courses.

Q2 How NQTs rated their training in:



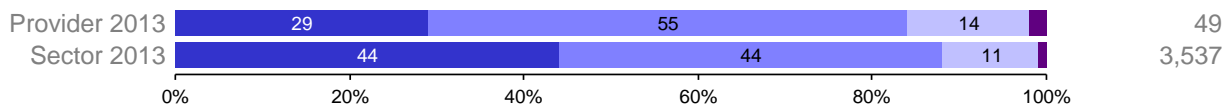
f preparing you to teach across the range of abilities?



Z score = -0.5581

The provider results (using the very good and good responses) are not statistically significantly different from the sector.

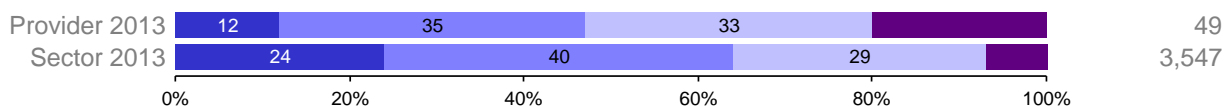
g preparing you to use a range of teaching methods that promote pupils' learning?



Z score = -0.9972

The provider results (using the very good and good responses) are not statistically significantly different from the sector.

h preparing you to teach pupils from minority ethnic backgrounds?



Z score = -2.5167

The provider results (using the very good and good responses) are statistically significantly different from the sector.

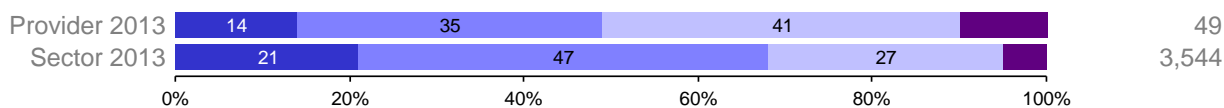
i preparing you to establish and maintain a good standard of behaviour in the classroom?



Z score = 0.9590

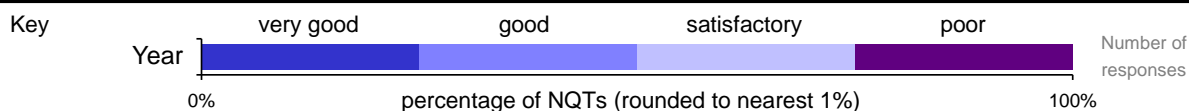
The provider results (using the very good and good responses) are not statistically significantly different from the sector.

j preparing you to understand how to assess pupils' progress?



Z score = -2.8678

The provider results (using the very good and good responses) are statistically significantly different from the sector.



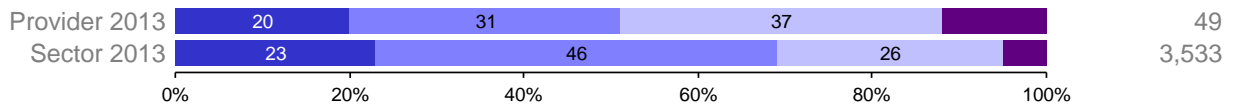
k **new in 2013** preparing you to understand how to record and report pupils' progress?



Z score = -2.5621

The provider results (using the very good and good responses) are statistically significantly different from the sector.

l preparing you to teach pupils with special education needs in your classes, using appropriate support?



Z score = -2.6054

The provider results (using the very good and good responses) are statistically significantly different from the sector.

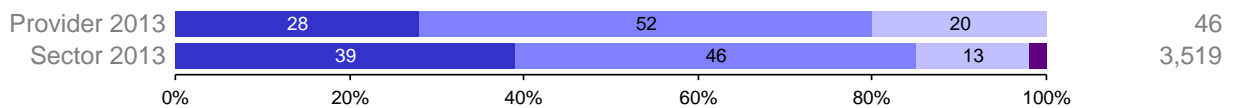
m preparing you to teach pupils with English as an additional language?



Z score = -2.2392

The provider results (using the very good and good responses) are statistically significantly different from the sector.

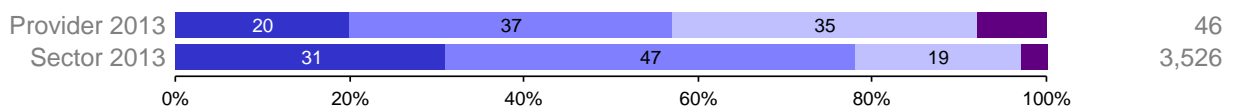
n preparing you to work with teaching colleagues as part of a team?



Z score = -0.8352

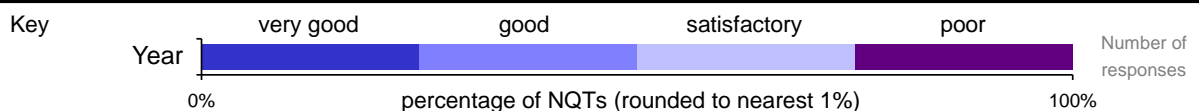
The provider results (using the very good and good responses) are not statistically significantly different from the sector.

o preparing you to work with teaching assistants (including other support staff) to achieve learning objectives.

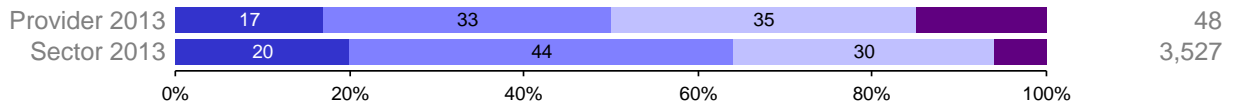


Z score = -3.3491

The provider results (using the very good and good responses) are statistically significantly different from the sector.



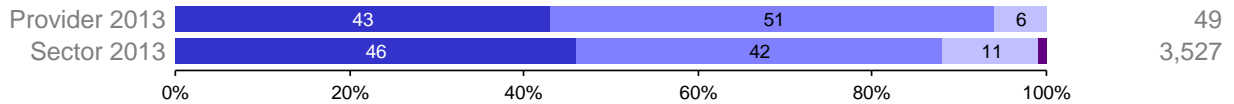
p preparing you to communicate with parents or carers?



Z score = -2.0477

The provider results (using the very good and good responses) are statistically significantly different from the sector.

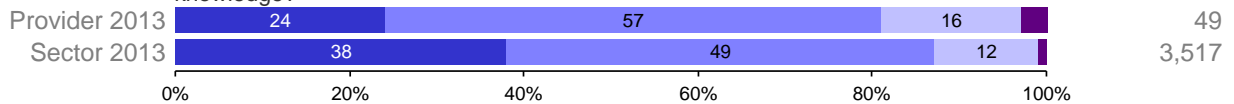
q **new in 2013** preparing you to identify and address your own professional development needs on an on-going basis?



Z score = 1.2309

The provider results (using the very good and good responses) are not statistically significantly different from the sector.

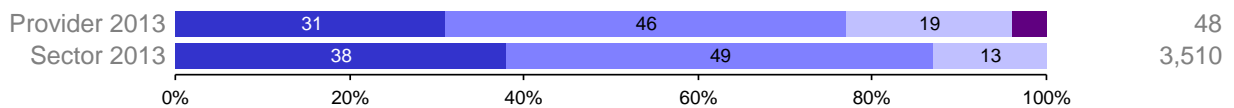
r.i with reference to the training you received from your ITT provider; preparing you to understand subject knowledge?



Z score = -1.0403

The provider results (using the very good and good responses) are not statistically significantly different from the sector.

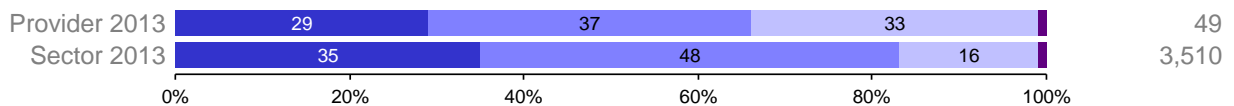
r.ii with reference to the training you received from your ITT provider preparing you to understand pedagogy?



Z score = -1.8150

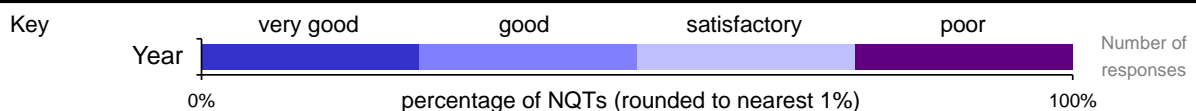
The provider results (using the very good and good responses) are not statistically significantly different from the sector.

s preparing you to integrate the theoretical elements of your programme with the practical placements?

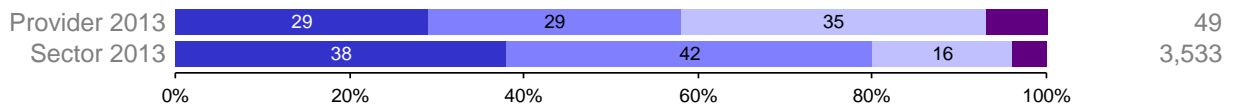


Z score = -3.0954

The provider results (using the very good and good responses) are statistically significantly different from the sector.



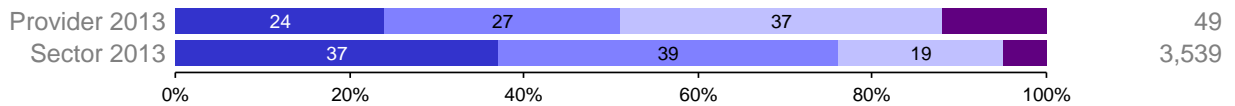
t preparing you to teach reading, including phonics and comprehension? (primary NQTs only)



Z score = -3.9817

The provider results (using the very good and good responses) are statistically significantly different from the sector.

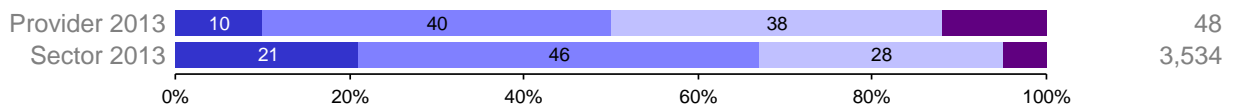
t.ii specifically preparing you to teach systematic synthetic phonics? (primary NQTs only)



Z score = -4.0121

The provider results (using the very good and good responses) are statistically significantly different from the sector.

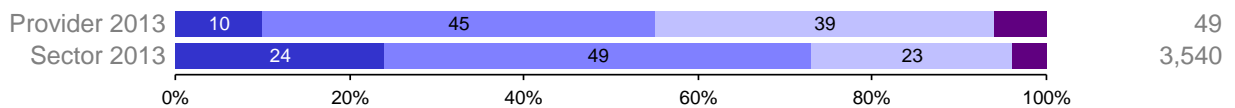
t.iii specifically preparing you to teach language comprehension? (primary NQTs only)



Z score = -2.4569

The provider results (using the very good and good responses) are statistically significantly different from the sector.

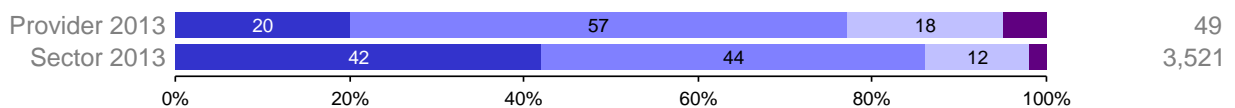
u preparing you to teach writing? (primary NQTs only)



Z score = -2.8042

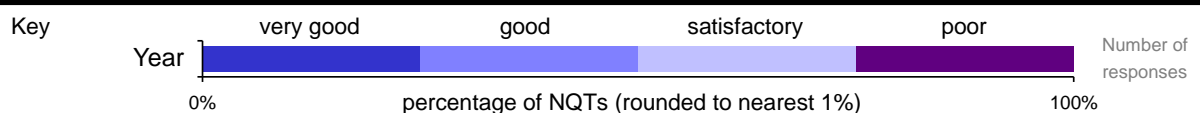
The provider results (using the very good and good responses) are statistically significantly different from the sector.

v preparing you to teach primary mathematics? (primary NQTs only)

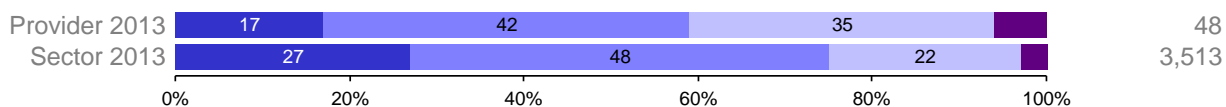


Z score = -1.7362

The provider results (using the very good and good responses) are not statistically significantly different from the sector.



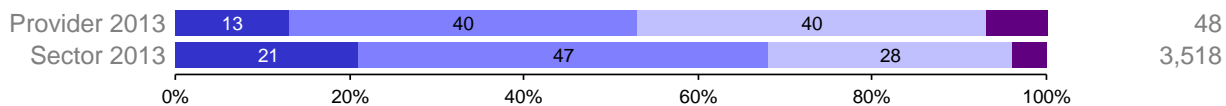
w **new in 2013** preparing you to access educational research in your teaching practice?



Z score = -2.5388

The provider results (using the very good and good responses) are statistically significantly different from the sector.

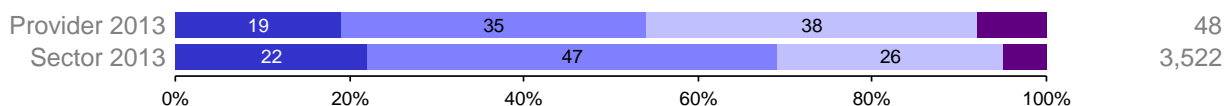
w.i **new in 2013** preparing you to assess the robustness of your educational research?



Z score = -2.2490

The provider results (using the very good and good responses) are statistically significantly different from the sector.

w.ii **new in 2013** preparing you to understand and apply the findings from your educational research?



Z score = -2.2262

The provider results (using the very good and good responses) are statistically significantly different from the sector.

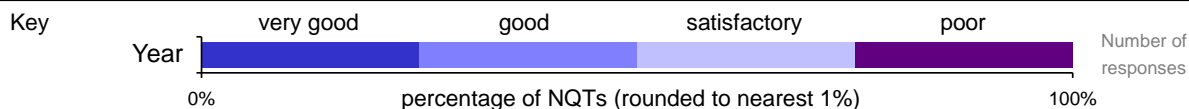
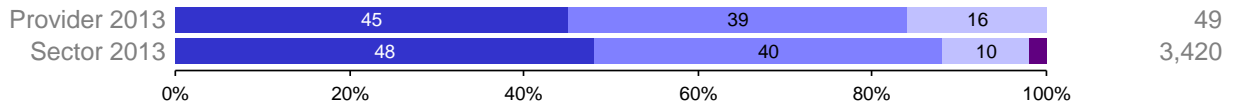


Figure 106

The newly qualified teacher survey
Bishop Grosseteste University Lincoln, Primary courses.

Q4 How NQTs rated their training in:

b preparing you for your teachers' statutory responsibility for the safeguarding of pupils?



Z score = -1.0211

The provider results (using the very good and good responses) are not statistically significantly different from the sector.

