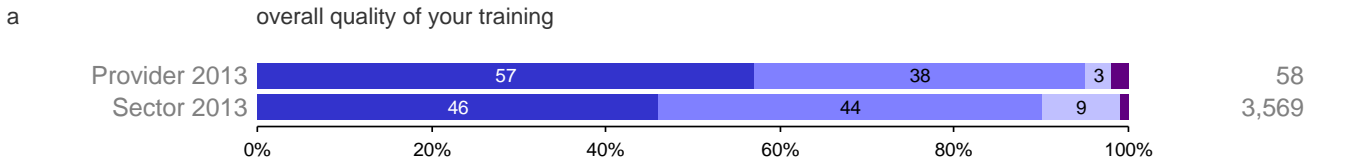


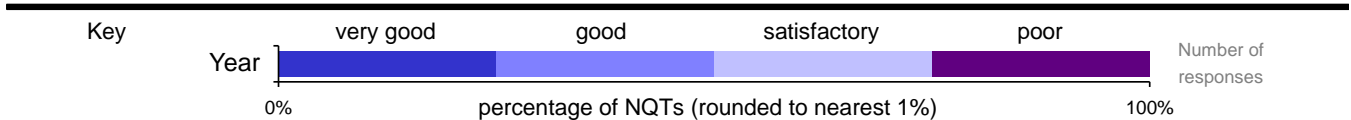
**Figure 104**      **The newly qualified teacher survey**  
**Birmingham City University, Primary courses.**

Q1                      How NQTs rated:



Z score = 1.2703

The provider results (using the very good and good responses) are not statistically significantly different from the sector.

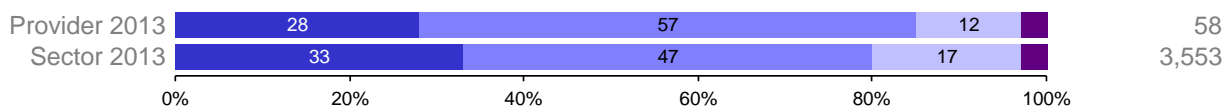


**Figure 105** The newly qualified teacher survey  
Birmingham City University, Primary courses.

Q2 How NQTs rated their training in:



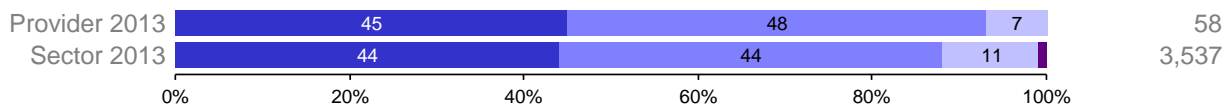
f preparing you to teach across the range of abilities?



Z score = 0.7214

The provider results (using the very good and good responses) are not statistically significantly different from the sector.

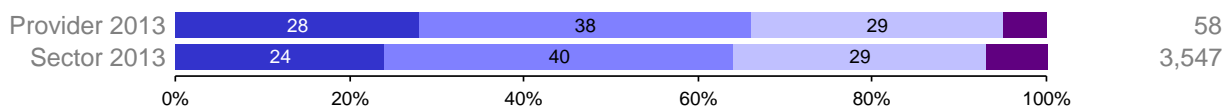
g preparing you to use a range of teaching methods that promote pupils' learning?



Z score = 1.1330

The provider results (using the very good and good responses) are not statistically significantly different from the sector.

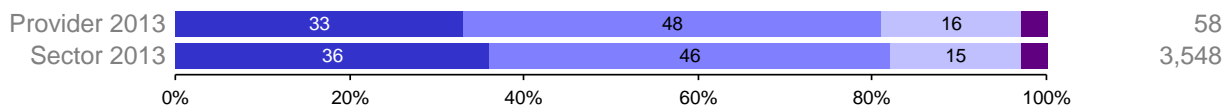
h preparing you to teach pupils from minority ethnic backgrounds?



Z score = 0.1907

The provider results (using the very good and good responses) are not statistically significantly different from the sector.


i preparing you to establish and maintain a good standard of behaviour in the classroom?



Z score = -0.2964

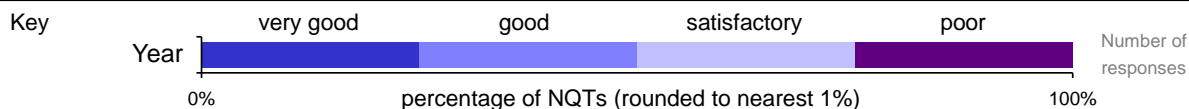
The provider results (using the very good and good responses) are not statistically significantly different from the sector.

j preparing you to understand how to assess pupils' progress?

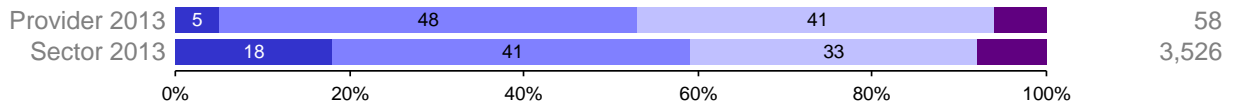


Z score = 0.3996

The provider results (using the very good and good responses) are not statistically significantly different from the sector.



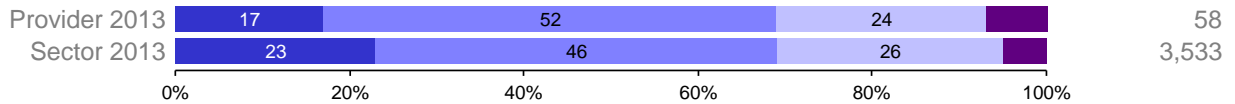
k **new in 2013** preparing you to understand how to record and report pupils' progress?



Z score = -0.8464

The provider results (using the very good and good responses) are not statistically significantly different from the sector.

l preparing you to teach pupils with special education needs in your classes, using appropriate support?



Z score = 0.0808

The provider results (using the very good and good responses) are not statistically significantly different from the sector.

m preparing you to teach pupils with English as an additional language?



Z score = 0.5129

The provider results (using the very good and good responses) are not statistically significantly different from the sector.

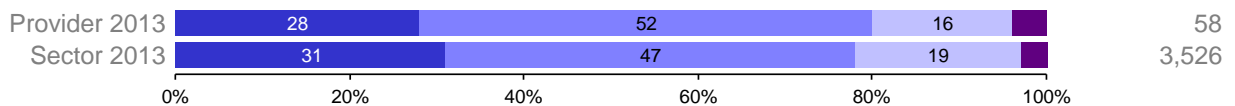
n preparing you to work with teaching colleagues as part of a team?



Z score = 1.0087

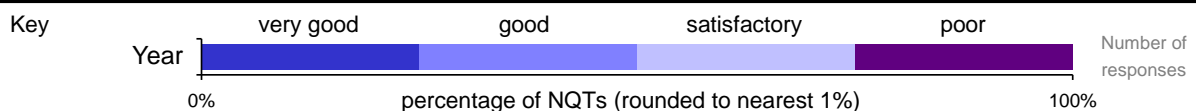
The provider results (using the very good and good responses) are not statistically significantly different from the sector.

o preparing you to work with teaching assistants (including other support staff) to achieve learning objectives.

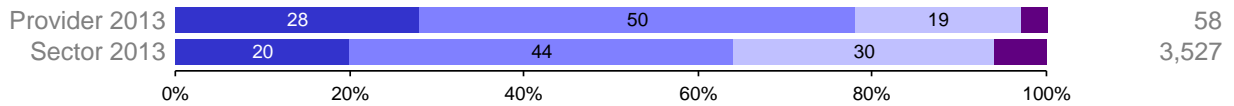


Z score = 0.3458

The provider results (using the very good and good responses) are not statistically significantly different from the sector.



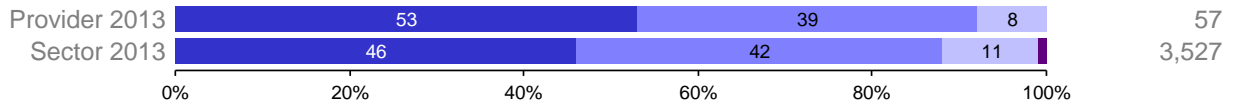
p preparing you to communicate with parents or carers?



Z score = 2.1012

The provider results (using the very good and good responses) are statistically significantly different from the sector.

q **new in 2013** preparing you to identify and address your own professional development needs on an on-going basis?



Z score = 0.7090

The provider results (using the very good and good responses) are not statistically significantly different from the sector.

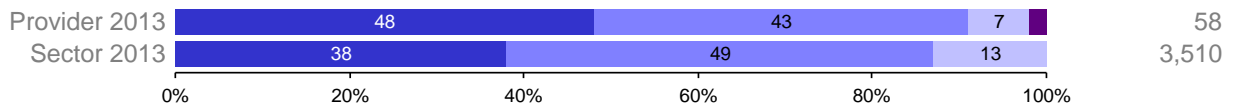
r.i with reference to the training you received from your ITT provider; preparing you to understand subject knowledge?



Z score = 0.9968

The provider results (using the very good and good responses) are not statistically significantly different from the sector.

r.ii with reference to the training you received from your ITT provider preparing you to understand pedagogy?



Z score = 1.1352

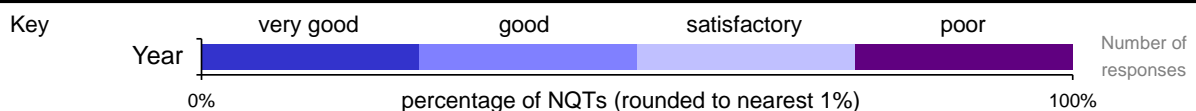
The provider results (using the very good and good responses) are not statistically significantly different from the sector.

s preparing you to integrate the theoretical elements of your programme with the practical placements?

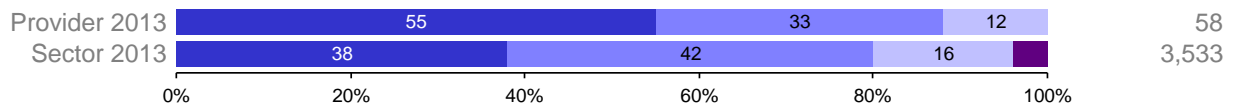


Z score = 1.0542

The provider results (using the very good and good responses) are not statistically significantly different from the sector.



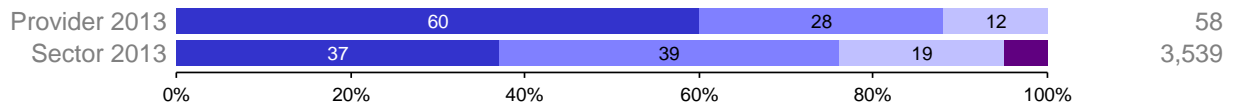
t preparing you to teach reading, including phonics and comprehension? (primary NQTs only)



Z score = 1.4803

The provider results (using the very good and good responses) are not statistically significantly different from the sector.

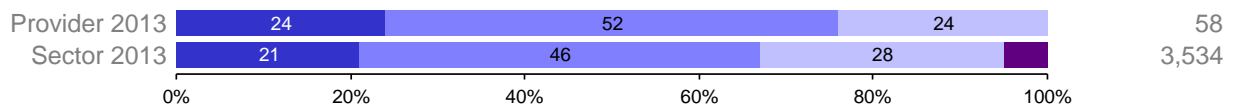
t.ii specifically preparing you to teach systematic synthetic phonics? (primary NQTs only)



Z score = 2.1396

The provider results (using the very good and good responses) are statistically significantly different from the sector.

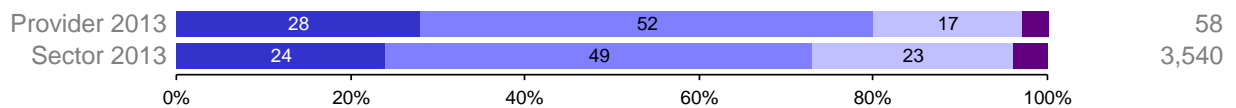
t.iii specifically preparing you to teach language comprehension? (primary NQTs only)



Z score = 1.4497

The provider results (using the very good and good responses) are not statistically significantly different from the sector.

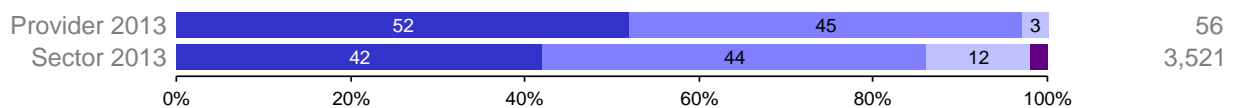
u preparing you to teach writing? (primary NQTs only)



Z score = 1.0669

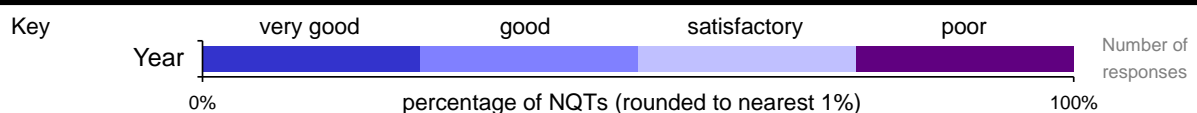
The provider results (using the very good and good responses) are not statistically significantly different from the sector.

v preparing you to teach primary mathematics? (primary NQTs only)

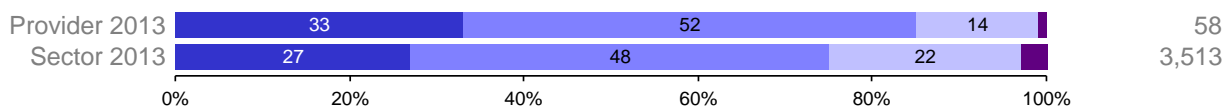


Z score = 2.2133

The provider results (using the very good and good responses) are statistically significantly different from the sector.



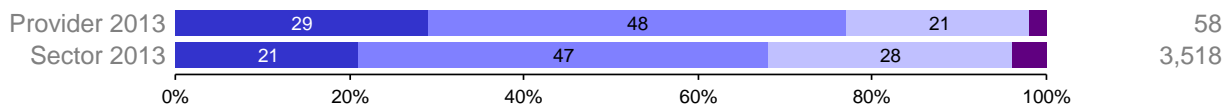
w **new in 2013** preparing you to access educational research in your teaching practice?



Z score = 1.7389

The provider results (using the very good and good responses) are not statistically significantly different from the sector.


w.i **new in 2013** preparing you to assess the robustness of your educational research?



Z score = 1.6400

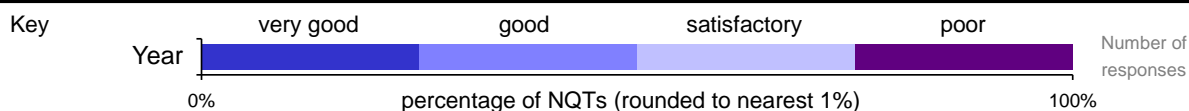
The provider results (using the very good and good responses) are not statistically significantly different from the sector.

w.ii **new in 2013** preparing you to understand and apply the findings from your educational research?



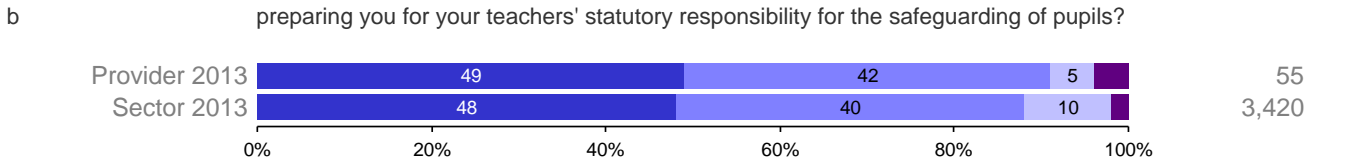
Z score = 1.1009

The provider results (using the very good and good responses) are not statistically significantly different from the sector.



**Figure 106** The newly qualified teacher survey  
Birmingham City University, Primary courses.

Q4 How NQTs rated their training in:



Z score =0.5790

The provider results (using the very good and good responses) are not statistically significantly different from the sector.

