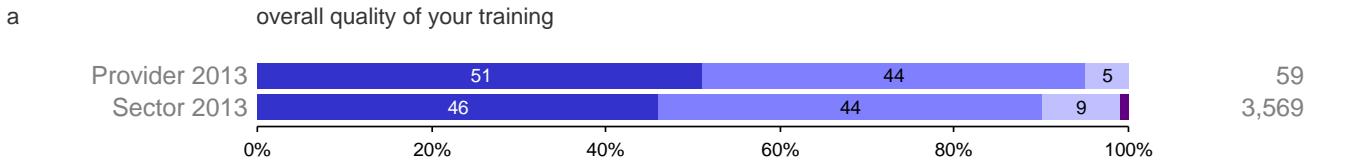


Figure 104 **The newly qualified teacher survey**
Bath Spa University, Primary courses.

Q1 How NQTs rated:



Z score = 1.3032

The provider results (using the very good and good responses) are not statistically significantly different from the sector.

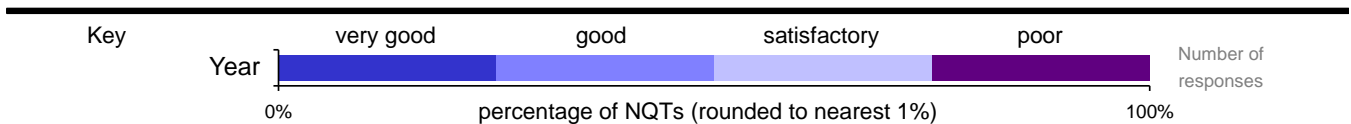
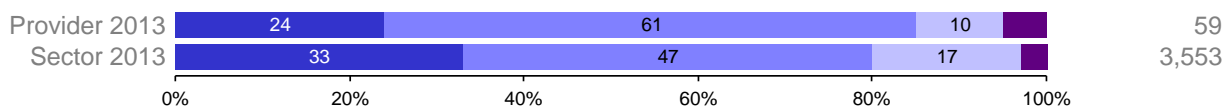


Figure 105 The newly qualified teacher survey
Bath Spa University, Primary courses.

Q2 How NQTs rated their training in:



f preparing you to teach across the range of abilities?



Z score = 0.7783

The provider results (using the very good and good responses) are not statistically significantly different from the sector.


g preparing you to use a range of teaching methods that promote pupils' learning?



Z score = 0.7261

The provider results (using the very good and good responses) are not statistically significantly different from the sector.

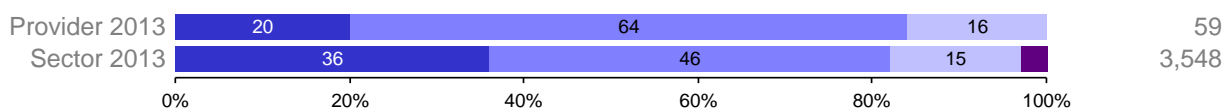
h preparing you to teach pupils from minority ethnic backgrounds?



Z score = -4.2851

The provider results (using the very good and good responses) are statistically significantly different from the sector.


i preparing you to establish and maintain a good standard of behaviour in the classroom?



Z score = 0.4458

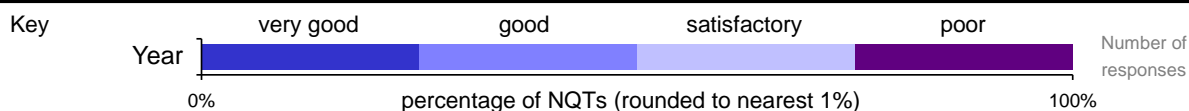
The provider results (using the very good and good responses) are not statistically significantly different from the sector.

j preparing you to understand how to assess pupils' progress?

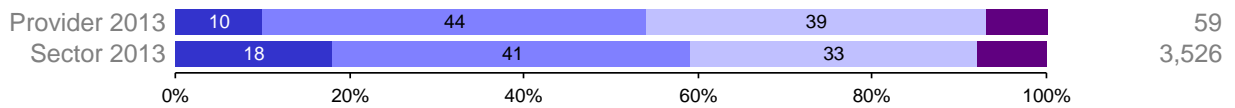


Z score = 1.0396

The provider results (using the very good and good responses) are not statistically significantly different from the sector.



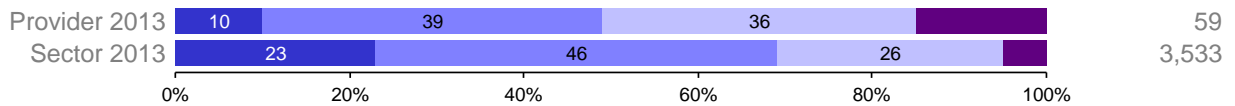
k **new in 2013** preparing you to understand how to record and report pupils' progress?



Z score = -0.7315

The provider results (using the very good and good responses) are not statistically significantly different from the sector.

l preparing you to teach pupils with special education needs in your classes, using appropriate support?



Z score = -3.1585

The provider results (using the very good and good responses) are statistically significantly different from the sector.


m preparing you to teach pupils with English as an additional language?



Z score = -2.5280

The provider results (using the very good and good responses) are statistically significantly different from the sector.

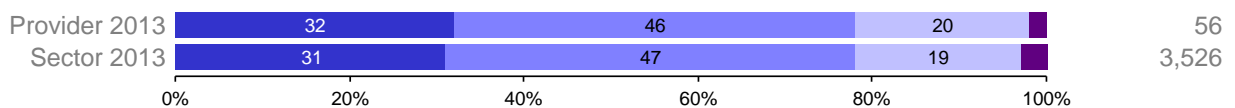
n preparing you to work with teaching colleagues as part of a team?



Z score = -0.3891

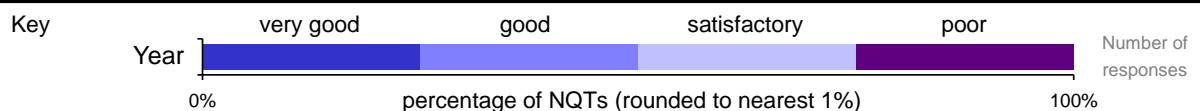
The provider results (using the very good and good responses) are not statistically significantly different from the sector.

o preparing you to work with teaching assistants (including other support staff) to achieve learning objectives.



Z score = 0.2086

The provider results (using the very good and good responses) are not statistically significantly different from the sector.



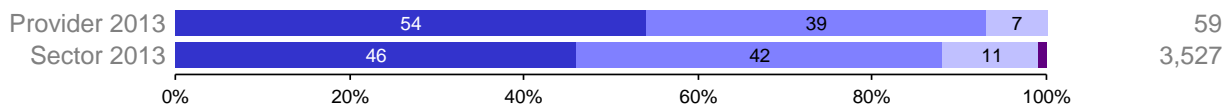
p preparing you to communicate with parents or carers?



Z score = -1.2705

The provider results (using the very good and good responses) are not statistically significantly different from the sector.

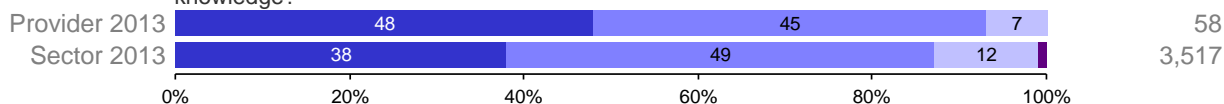
q **new in 2013** preparing you to identify and address your own professional development needs on an on-going basis?



Z score = 1.1934

The provider results (using the very good and good responses) are not statistically significantly different from the sector.

r.i with reference to the training you received from your ITT provider; preparing you to understand subject knowledge?



Z score = 1.4252

The provider results (using the very good and good responses) are not statistically significantly different from the sector.

r.ii with reference to the training you received from your ITT provider preparing you to understand pedagogy?



Z score = 1.8958

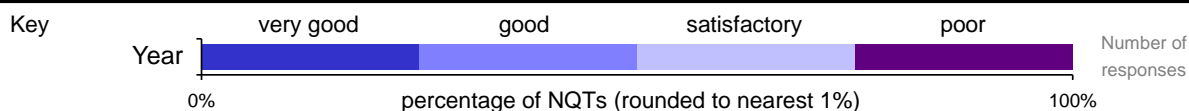
The provider results (using the very good and good responses) are not statistically significantly different from the sector.

s preparing you to integrate the theoretical elements of your programme with the practical placements?



Z score = 1.4962

The provider results (using the very good and good responses) are not statistically significantly different from the sector.



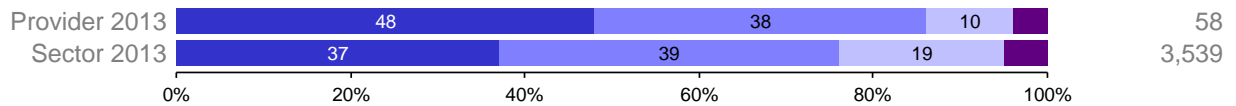
t preparing you to teach reading, including phonics and comprehension? (primary NQTs only)



Z score = 2.1833

The provider results (using the very good and good responses) are statistically significantly different from the sector.

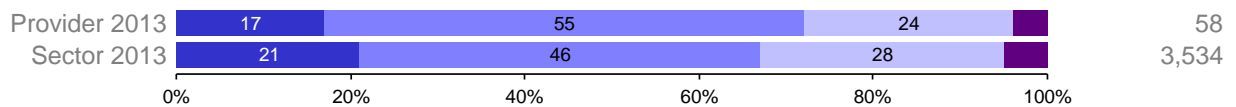
t.ii specifically preparing you to teach systematic synthetic phonics? (primary NQTs only)



Z score = 1.8337

The provider results (using the very good and good responses) are not statistically significantly different from the sector.

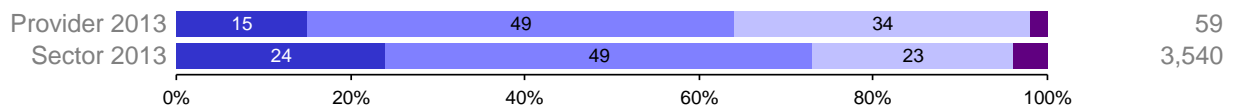
t.iii specifically preparing you to teach language comprehension? (primary NQTs only)



Z score = 0.8955

The provider results (using the very good and good responses) are not statistically significantly different from the sector.

u preparing you to teach writing? (primary NQTs only)



Z score = -1.4816

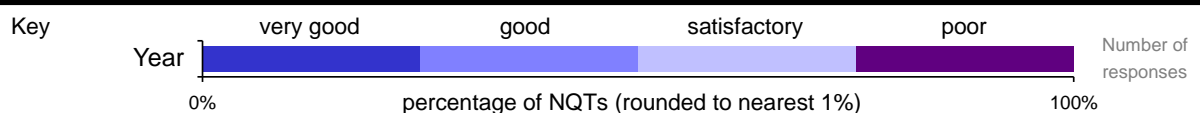
The provider results (using the very good and good responses) are not statistically significantly different from the sector.

v preparing you to teach primary mathematics? (primary NQTs only)

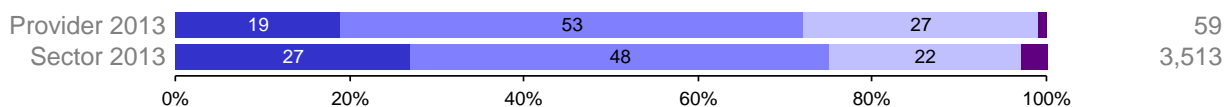


Z score = 2.3117

The provider results (using the very good and good responses) are statistically significantly different from the sector.




w **new in 2013** preparing you to access educational research in your teaching practice?



Z score = -0.5726

The provider results (using the very good and good responses) are not statistically significantly different from the sector.

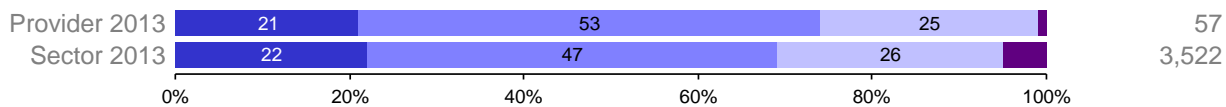
w.i **new in 2013** preparing you to assess the robustness of your educational research?



Z score = -0.4014

The provider results (using the very good and good responses) are not statistically significantly different from the sector.

w.ii **new in 2013** preparing you to understand and apply the findings from your educational research?



Z score = 0.7378

The provider results (using the very good and good responses) are not statistically significantly different from the sector.

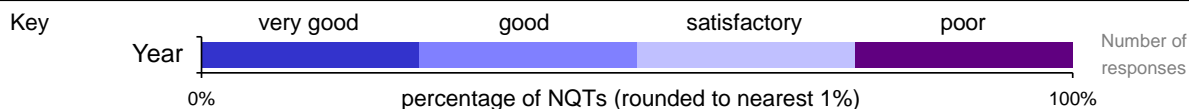
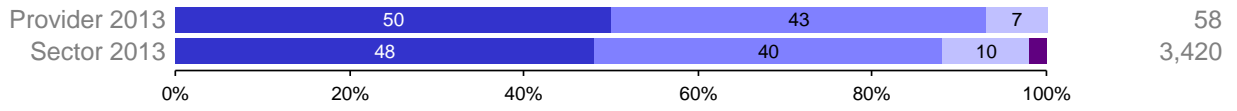


Figure 106 **The newly qualified teacher survey**
Bath Spa University, Primary courses.

Q4 How NQTs rated their training in:

b preparing you for your teachers' statutory responsibility for the safeguarding of pupils?



Z score = 1.1139

The provider results (using the very good and good responses) are not statistically significantly different from the sector.

