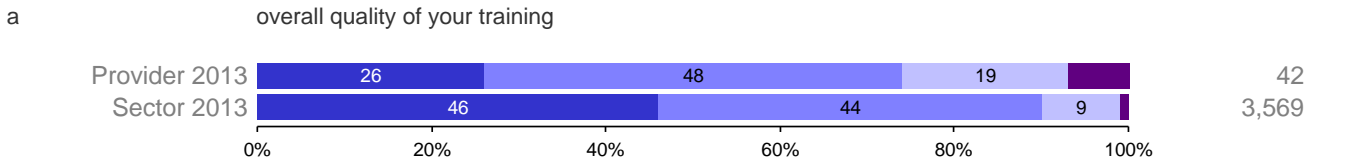


Figure 104 **The newly qualified teacher survey**
Anglia Ruskin University, Primary courses.

Q1 How NQTs rated:



Z score = -3.3580

The provider results (using the very good and good responses) are statistically significantly different from the sector.

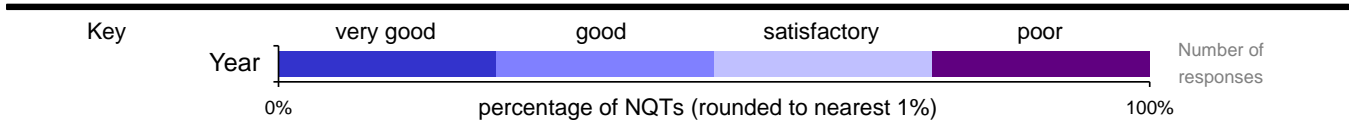
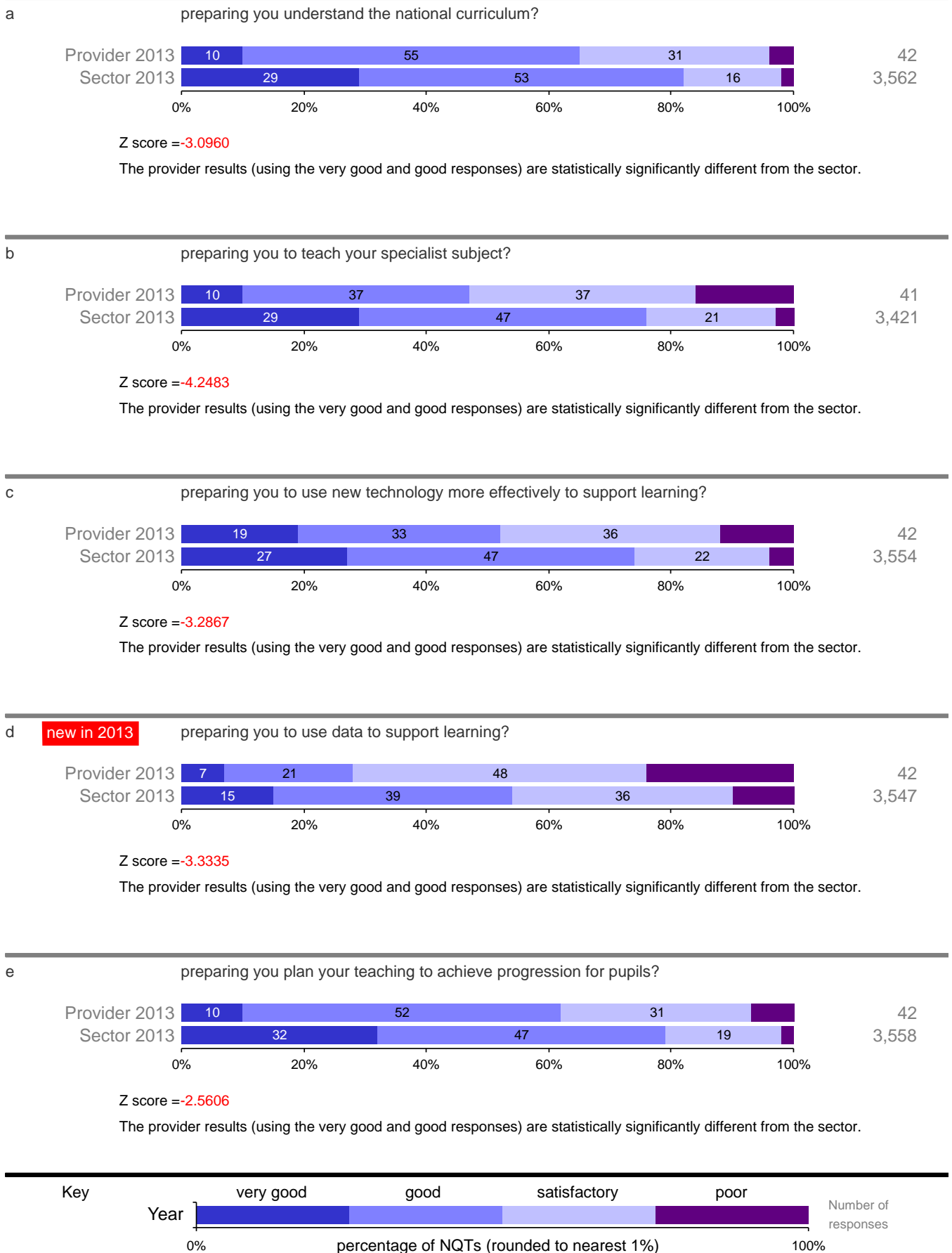
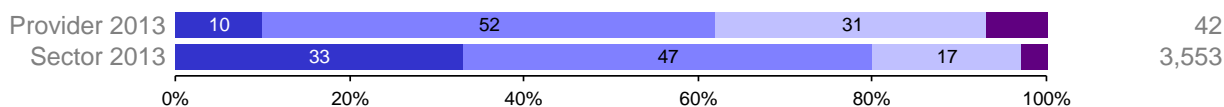


Figure 105 The newly qualified teacher survey
Anglia Ruskin University, Primary courses.

Q2 How NQTs rated their training in:



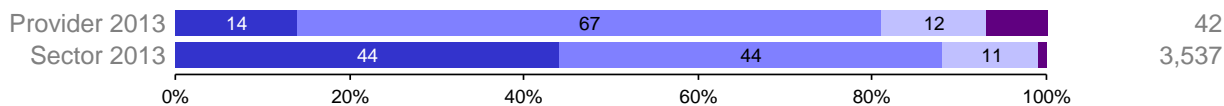
f preparing you to teach across the range of abilities?



Z score = -3.0596

The provider results (using the very good and good responses) are statistically significantly different from the sector.

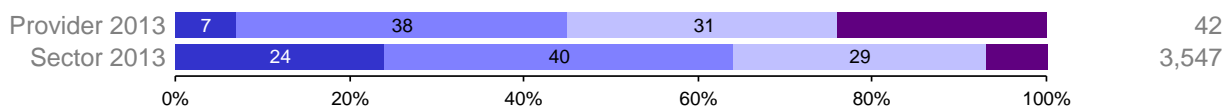
g preparing you to use a range of teaching methods that promote pupils' learning?



Z score = -1.4668

The provider results (using the very good and good responses) are not statistically significantly different from the sector.

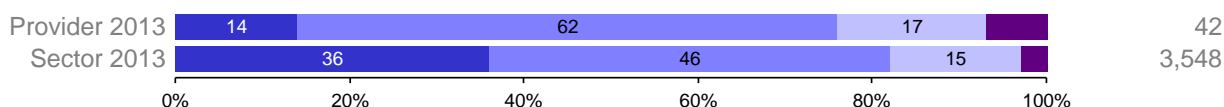
h preparing you to teach pupils from minority ethnic backgrounds?



Z score = -2.5609

The provider results (using the very good and good responses) are statistically significantly different from the sector.


i preparing you to establish and maintain a good standard of behaviour in the classroom?



Z score = -1.0729

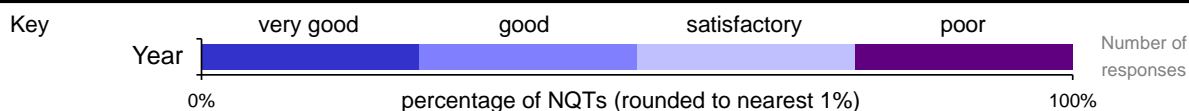
The provider results (using the very good and good responses) are not statistically significantly different from the sector.

j preparing you to understand how to assess pupils' progress?

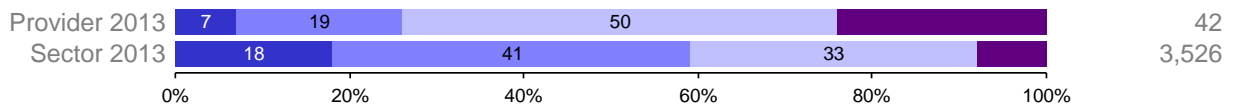


Z score = -5.1396

The provider results (using the very good and good responses) are statistically significantly different from the sector.



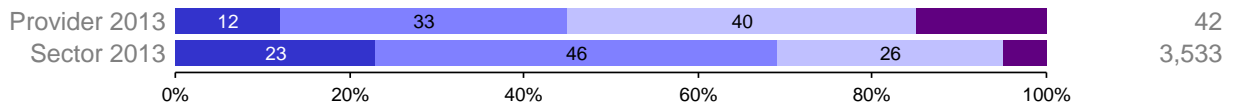
k **new in 2013** preparing you to understand how to record and report pupils' progress?



Z score = -4.2861

The provider results (using the very good and good responses) are statistically significantly different from the sector.

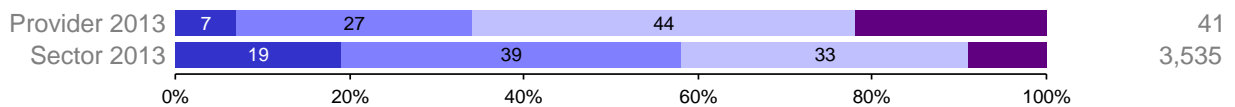
l preparing you to teach pupils with special education needs in your classes, using appropriate support?



Z score = -3.2138

The provider results (using the very good and good responses) are statistically significantly different from the sector.

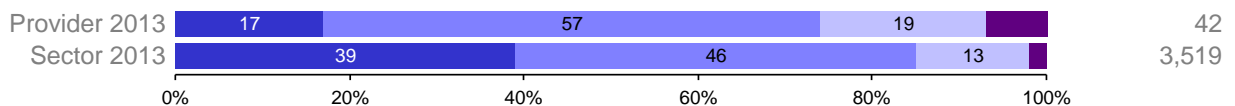
m preparing you to teach pupils with English as an additional language?



Z score = -3.1755

The provider results (using the very good and good responses) are statistically significantly different from the sector.

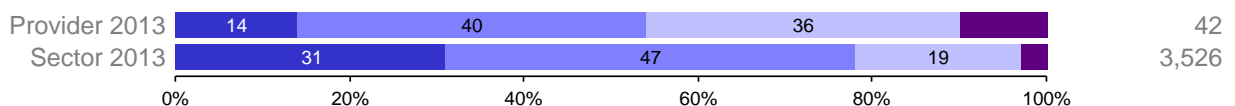
n preparing you to work with teaching colleagues as part of a team?



Z score = -1.9842

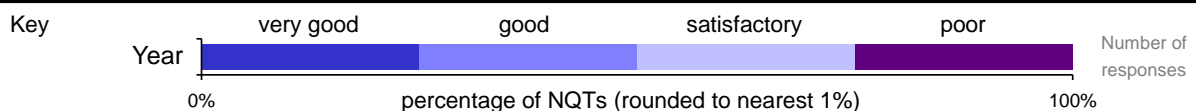
The provider results (using the very good and good responses) are statistically significantly different from the sector.

o preparing you to work with teaching assistants (including other support staff) to achieve learning objectives.




Z score = -3.4720

The provider results (using the very good and good responses) are statistically significantly different from the sector.



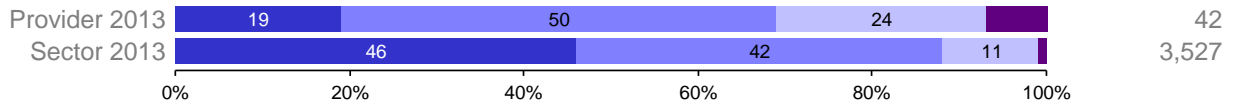
p preparing you to communicate with parents or carers?



Z score = -3.8321

The provider results (using the very good and good responses) are statistically significantly different from the sector.

q **new in 2013** preparing you to identify and address your own professional development needs on an on-going basis?



Z score = -3.7859

The provider results (using the very good and good responses) are statistically significantly different from the sector.


r.i with reference to the training you received from your ITT provider; preparing you to understand subject knowledge?



Z score = -3.3335

The provider results (using the very good and good responses) are statistically significantly different from the sector.


r.ii with reference to the training you received from your ITT provider preparing you to understand pedagogy?



Z score = -4.9395

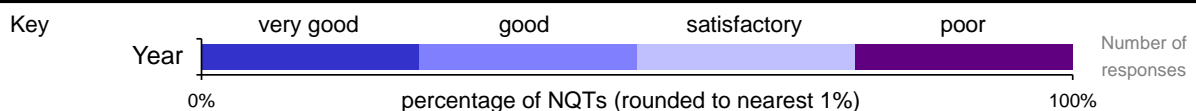
The provider results (using the very good and good responses) are statistically significantly different from the sector.

s preparing you to integrate the theoretical elements of your programme with the practical placements?

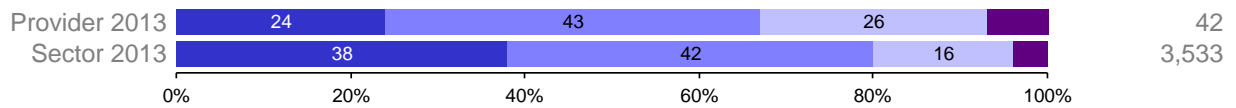


Z score = -4.2355

The provider results (using the very good and good responses) are statistically significantly different from the sector.



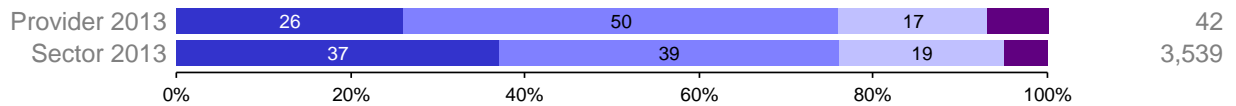
t preparing you to teach reading, including phonics and comprehension? (primary NQTs only)



Z score = -2.1673

The provider results (using the very good and good responses) are statistically significantly different from the sector.

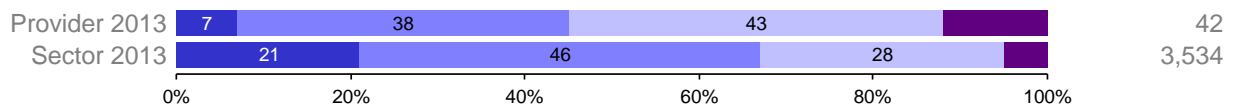
t.ii specifically preparing you to teach systematic synthetic phonics? (primary NQTs only)



Z score = 0.0527

The provider results (using the very good and good responses) are not statistically significantly different from the sector.

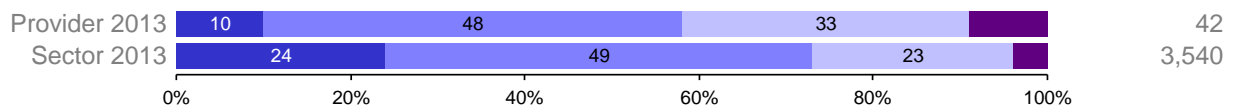
t.iii specifically preparing you to teach language comprehension? (primary NQTs only)



Z score = -2.9498

The provider results (using the very good and good responses) are statistically significantly different from the sector.

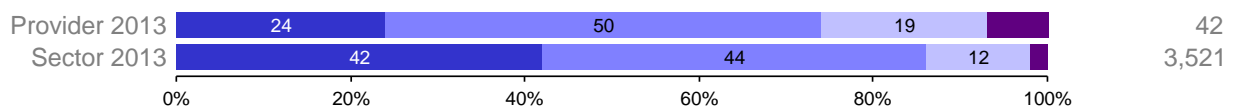
u preparing you to teach writing? (primary NQTs only)



Z score = -2.3048

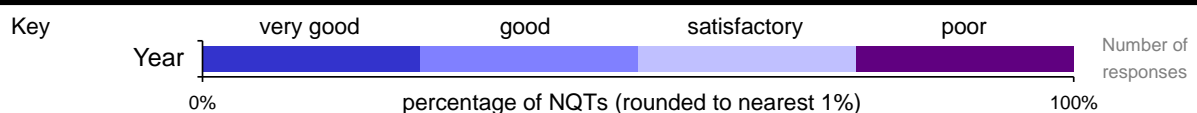
The provider results (using the very good and good responses) are statistically significantly different from the sector.

v preparing you to teach primary mathematics? (primary NQTs only)

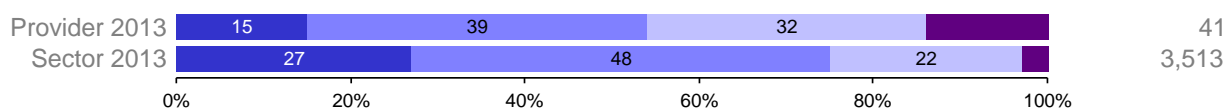


Z score = -2.3035

The provider results (using the very good and good responses) are statistically significantly different from the sector.




w **new in 2013** preparing you to access educational research in your teaching practice?



Z score = -3.0284

The provider results (using the very good and good responses) are statistically significantly different from the sector.

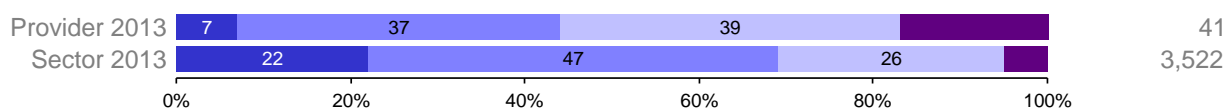
w.i **new in 2013** preparing you to assess the robustness of your educational research?



Z score = -3.6713

The provider results (using the very good and good responses) are statistically significantly different from the sector.

w.ii **new in 2013** preparing you to understand and apply the findings from your educational research?



Z score = -3.4688

The provider results (using the very good and good responses) are statistically significantly different from the sector.

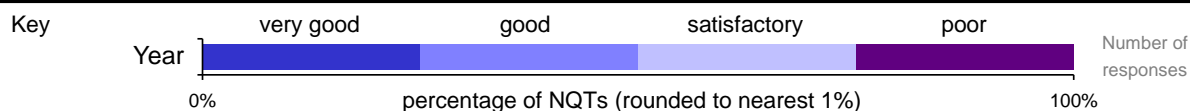
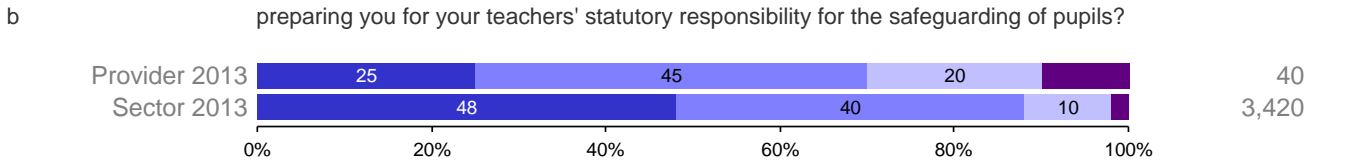


Figure 106 The newly qualified teacher survey
Anglia Ruskin University, Primary courses.

Q4 How NQTs rated their training in:



Z score = -3.5822

The provider results (using the very good and good responses) are statistically significantly different from the sector.

